

الجمهورية الجزائرية الديمقراطية الشعبية  
وزارة التعليم العالي و البحث العلمي  
جامعة منتوري قسنطينة

قسم الكيمياء

كلية العلوم الدقيقة

رقم الترتيب .....

رقم التسلسل .....

مذكرة  
مقدمة لنيل شهادة الماجستير في العلوم  
تخصص كيمياء عضوية  
شعبة كيمياء النبات  
تحت عنوان

*Pulicaria crista* (Forsk)

:

:

:

. -

. -

. -

. -

. -

# الإهداء

:

:

\*\*\*

.( )

:

# تشكرات

**CCM** : Chromatographie sur couche mince

**CC** : Chromatographie sur colonne

**CP** : Chromatographie sur papier

**R<sub>f</sub>** : Facteur de retardement (retardation factor)

**RMN** : Résonance Magnétique Nucléaire

<sup>13</sup>**C** : Carbone 13

<sup>1</sup>**H** : Proton

**ppm** : Partie par million

**δ** : Déplacement chimique

**J(Hz)** : Constante de couplage exprimée en hertz

**s** : Singulet

**d** : Doublet

**dd** : Doublet de doublets

**m** : Multiplet

**SMIE** : Spectrométrie de masse en mode impact électronique

**m/z** : Masse / charge électrique

**UV** : Ultra\_Violet

# الفهرس

2	.....	
4	.....	
	<i>Pulicaria crispa</i>	:
6	.....	-1
6	.....	-2
8	.....	-3
9	..... <i>Pulicaria</i>	-4
13	.....	-5
14	.....	
		الفصل الثاني:
21	.....	-1
21	.....	-2
22	.....	-3
27	.....	-4
30	.....	-5
35	.....	-6
36	.....	-7
37	.....	-8
40	.....	-9
42	.....	-10
43	.....	-11
45	.....	-12
45	.....	-1
45	.....	-2
47	.....	-3
61	.....	

	:	
<b>69</b>	..... <i>Pulicaria crispa</i>	
<b>69</b>	.....	I
<b>69</b>	.....	II
<b>71</b>	.....	-III
	:	
<b>78</b>	.....	
<b>79</b>	..... $E \equiv F_{421} \equiv F_{4P}$	-I
<b>87</b>	..... $C \equiv D_P \equiv D_{P1} \equiv D_6 \equiv F_{P2}$	-II
<b>95</b>	.....	-III
<b>97</b>	.....	

# المقدمة



.  
.  
:  
.[20 ]

Ecotypes

( )

Biotypes



---

%25

162

[1]

[2]

%15

3000

[2]

*Pulicaria crisper*

# المراجع

---

[1] Dendougui, H. (2002), Thèse de Doctorat d'Etat de l'Université de Constantine.

[2] Ozenda, P. (1962), Flore du Sahara. Ed. CNRS, PARIS France.

# الفصل الأول :

## الدراسة النظرية لنبات البتلات

\_\_\_\_\_ - 1

:(1)

-1-

<b>Embranchement</b>	Spermatophytae		
<b>Sous embranchement</b>	Angiospermae		
<b>Classe</b>	Dicotylédones		
<b>Ordre</b>	Campanulaes		
<b>Famille</b>	Compositae		
<b>Sous famille</b>	Tubuliflorae		
<b>Tribu</b>	Inuleae		
<b>Genre</b>	<i>Pulicaria</i>		
<b>Espèce</b>	<i>Pulicaria crispa</i>		

\_\_\_\_\_ -2

5 80

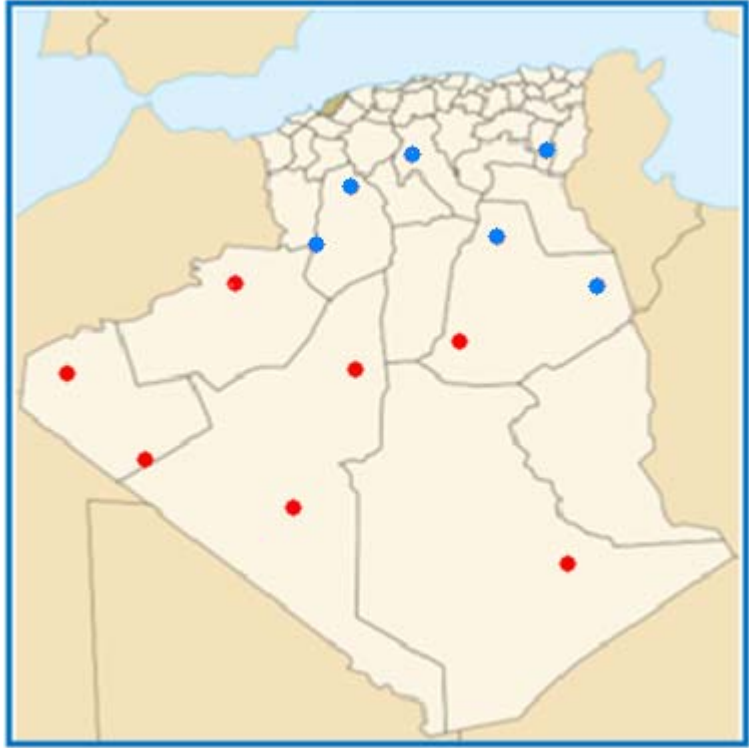
*Pulicaria*

: [5 4 3] 4 16 [2 1]

(*Francoeuria crispa* (Cass)): *Pulicaria crispa* (Forsk). Benth. et Hook

.(1)

( )



: -1-

60-40

*:Pulicaria crispa*

5

(2)

[3]



*Pulicaria crispa*

: -2-

: \_\_\_\_\_ -3

[12-8]

[16-13 ,7 ,6] :

[14 7]

[14]

[17-14]

. [19]

[18]

:

(acétylènes) (β-caryophyllene) و مشتقات  
 التيمول (thymol derivatives) [1 3 4 5].

*Pulicaria* (3) (2)

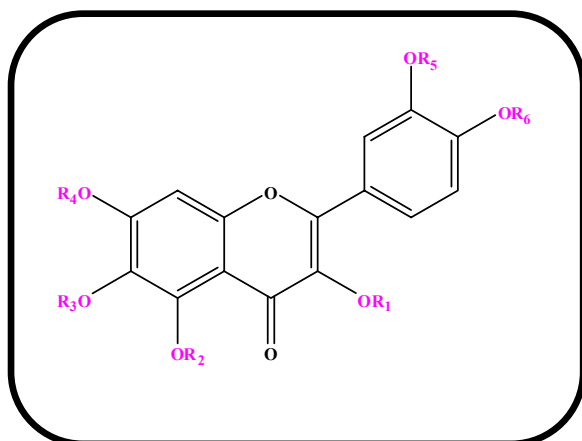
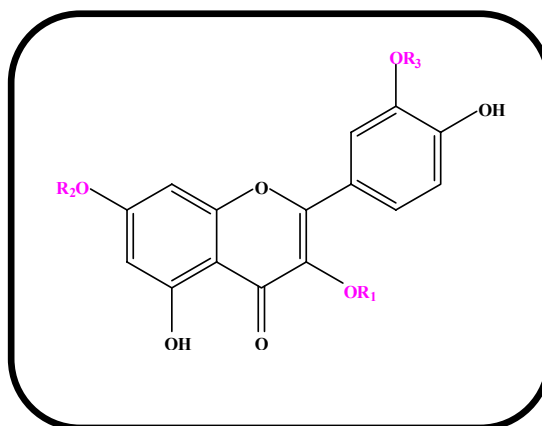
*Pulicaria* -2-

1	Quercetin	<i>P. crispa</i>	[15],[30-31], [13]
2	Quercetin 3-methyl ether	<i>P. crispa</i>	[15]
		<i>P. insica</i>	[28]
3	Quercetin 7-methyl ether (Rhamnetin)	<i>P. undulata</i>	[32]
4	Quercein 3,7-dimethyl ether	<i>P. undulata</i>	[26], [32]
		<i>P. insica</i>	[28]
5	Quercetin 3-glucoside	<i>P. arabica</i>	[25]
		<i>P. crispa</i>	[15]
6	Quercetin 3-galactoside	<i>P. insica</i>	[28]
7	Quercetin 3-glucuronide	<i>P. arabica</i>	[25]
		<i>P. dysenterica</i>	[20]
8	Quercetin 7-glucoside	<i>P. crispa</i>	[15]
		<i>P. undulata</i>	[32]
9	Rhamnetin 3-galactoside	<i>P. crispa</i>	[30], [13]
10	Quercetin 7-glucuronide	<i>P. sicula</i>	[1]
11	Quercetin 3-rutinoside	<i>P. paludosa</i>	[1]
12	Quercetin 3-rhamnoglucoside	<i>P. paludosa</i>	[1]
13	Quercetin 3-diglucuronide	<i>P. paludosa</i>	[1]
		<i>P. sicula</i>	
14	Isorhamnetin 3-glucoside	<i>P. paludosa</i>	[1]
15	Isorhamnetin 3-galactoside	<i>P. paludosa</i>	[1]
16	Isorhamnetin 3-rhamnoglucoside	<i>P. paludosa</i>	[1]
17	Isorhamnetin 3-rhamnagalactoside	<i>P. paludosa</i>	[1]
18	Patuletin 7-glucoside	<i>P. odora</i>	[1]

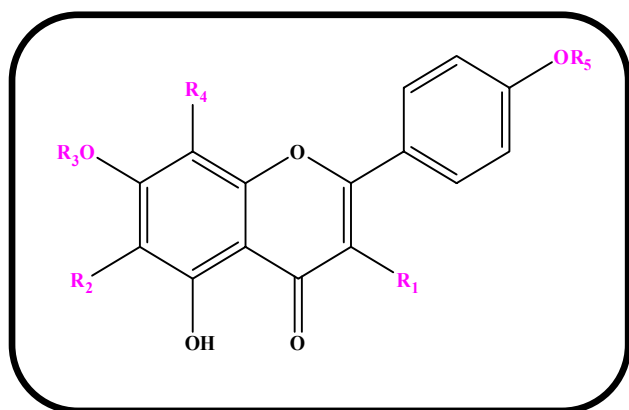
19	Quercetagetin 3,7-dimethyl ether	<i>P. dysenterica</i>	[20]• [22]
		<i>P. arabica</i>	[25]
20	Quercetagetin 3',4'-dimethyl ether	<i>P. arabica</i>	[24]
21	Quercetagetin 3,5,7-trimethyl ether	<i>P. arabica</i>	[25]
22	Quercetagetin 3,7,3'-trimethyl ether	<i>P. dysenterica</i>	[20]
23	Quercetagetin 3,7,4'-trimethyl ether (oxyyanin B)	<i>P. dysenterica</i>	[23]
24	Quercetagetin 3,5,7,3'-tetramethyl ether	<i>P. arabica</i>	[25]
25	Quercetagetin 3,7,3',4'-tetramethyl ether	<i>P. dysenterica</i>	(20)
26	Quercetagetin 3,5,6,7,3'-pentamethyl ether	<i>P. arabica</i>	[24]
27	Quercetagetin 3,5,6,7,4'-pentamethyl ether	<i>P. arabica</i>	[24]
28	Kaempferol	<i>P. crispa</i>	[31]
29	Kaempferol 3-methyl ether	<i>P. undulata</i>	[26]
		<i>P. insica</i>	[28]
30	Kaempferol 7-methyl ether (Rhamnocitrin)	<i>P. undulata</i>	[32]
31	Kaempferol 3-glucoside	<i>P. dysenterica</i>	[20]• [23]
32	Kaempferol 3-galactoside	<i>P. insica</i>	[28]
33	5,6,8-trihydroxy-7,4'-dimethoxy flavone	<i>P. paludosa</i>	[21]
34	Apigenin 7-glucoside	<i>P. crispa</i>	[30]• [13]
35	Scutellarein	<i>P. dysenterica</i>	[22]
36	Scutellarein 7,4'-dimethyl ether	<i>P. paludosa</i>	[21]
37	Dihydroquercetin (taxifolin)	<i>P. undulata</i>	[26]
38	Dihydroquercetin 7-methyl ether	<i>P. undulata</i>	[26]
		<i>P. insica</i>	[28]
39	Dihydroquercetin 7,3'-dimethyl ether	<i>P. undulata</i>	[26]
40	Dihydrokaempferol	<i>P. undulata</i>	[26]• [32]
41	Dihydrokaempferol 7-methyl ether	<i>P. undulata</i>	[27]
42	Eriodictyol 7-methyl ether	<i>P. undulata</i>	[27]
43	6-hydroxy kaempferol 3,6-dimethyl ether	<i>P. paludosa</i>	[21]
44	6-hydroxy kaempferol 3,7-dimethyl ether	<i>P. dysenterica</i>	[20]• [22]
45	6-hydroxy kaempferol 3-methyl ether 6-glucoside	<i>P. dysenterica</i>	[22]
46	6-hydroxy kaempferol 3,6,7-trimethyl ether	<i>P. dysenterica</i>	[22]
47	6-hydroxy kaempferol 3,7,4'-trimethyl ether	<i>P. dysenterica</i>	[20]
48	6-hydroxy kaempferol 6-methyl ether7-glucoside	<i>P. odora</i>	[1]
49	Sulphated 6-hydroxy flavone	<i>P. burchardii</i>	[29]
50	Traces of sulfated flavonoid	<i>P. arabica</i>	[25]



المركب	R <sub>1</sub>	R <sub>2</sub>	R <sub>3</sub>
1	H	H	H
2	Me	H	H
3	H	Me	H
4	Me	Me	H
5	Glu	H	H
6	Gal	H	H
7	Gluc	H	H
8	H	Glu	H
9	Gal	Me	H
10	H	Gluc	H
11	Rut	H	H
12	Rha-glu	H	H
13	Diglu	H	H
14	Glu	H	Me
15	Gal	H	Me
16	Rha-glu	H	Me
17	Rha-gal	H	Me

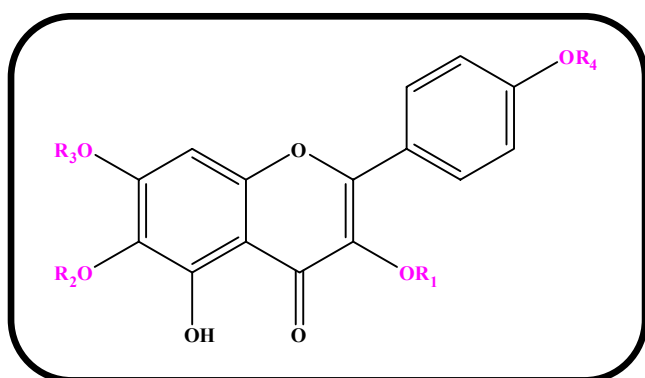
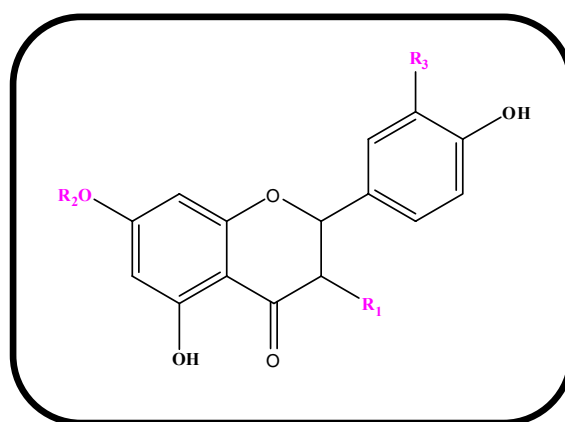


المركب	R <sub>1</sub>	R <sub>2</sub>	R <sub>3</sub>	R <sub>4</sub>	R <sub>5</sub>	R <sub>6</sub>
18	H	H	Me	Glu	H	H
19	Me	H	H	Me	H	H
20	H	H	H	H	Me	Me
21	Me	Me	H	Me	H	H
22	Me	H	H	Me	Me	H
23	Me	H	H	Me	H	Me
24	Me	Me	H	Me	Me	H
25	Me	H	H	Me	Me	Me
26	Me	Me	Me	Me	Me	H
27	Me	Me	Me	Me	H	Me



المركب	R <sub>1</sub>	R <sub>2</sub>	R <sub>3</sub>	R <sub>4</sub>	R <sub>5</sub>
28	OH	H	H	H	H
29	OMe	H	H	H	H
30	OH	H	Me	H	H
31	OGlu	H	H	H	H
32	OGal	H	H	H	H
33	H	OH	Me	OH	Me
34	H	H	Glu	H	H
35	H	OH	H	H	H
36	H	OH	Me	H	Me

المركب	R <sub>1</sub>	R <sub>2</sub>	R <sub>3</sub>
37	OH	H	OH
38	OH	Me	OH
39	OH	Me	OMe
40	OH	H	H
41	OH	Me	H
42	H	Me	OH



المركب	R <sub>1</sub>	R <sub>2</sub>	R <sub>3</sub>	R <sub>4</sub>
43	Me	Me	H	H
44	Me	H	Me	H
45	Me	Glu	H	H
46	Me	Me	Me	H
47	Me	H	Me	Me
48	H	Me	Glu	H

Glu : Glucose

Gal : Galactose

Rut : Rutinose

Gluc : Glucuronide

Rha-glu : Rhamnoglucosyl

Rha-gal : Rhamnogalactosyl

Diglu : Diglucuronide

[32], [36]	الزيوت الأساسية (les huiles essentiels)
[22], [23], [35]	الكومارينات (les coumarines)
[23], [27]	مشتقات التيمول (les dérivées de thymol)
[35]	القلويدات (les alkaloides)
[19], [33], [38], [40], [41], [43], [50]	السيكوي تيربينات اللكتونية ومشتقاتها (les sesquiterpene lactones et ces dérivées)
[49] [7] [46] [34] [45]	التربينات (les terpenoides) التربينات الثلاثية (les triterpenes) Les guianolides et eudesmanolides Les guaianolide sesquiterpenes Germacrane sesuiterpenes
[21], [42], [44], [47]	مشتقات الكاريوفيلان (les dérivées du caryophylenes)
[48]	les dérivées du acide hardwickiic
[37]	Les isopimarane

-5- \_\_\_\_\_ :

[51 6]

[52]

[7] (carminative)

*Pulicaria*

[55 54 41]

*Inuleae*

(sternutatoire)

[29]

hémorroïdes

[55]

[56].

## المراجع

---

- [1] Williams, C.A., Harborne, J.B., Greenham, J.R., Grayer, R.J., Kite, G.G., Eagles, J. (2003), *Phytochemistry*. Vol. 64, 275-283.
- [2] Ratcliffe, D., Tutin, T.G., Heywood, V.H., Burgee, N.A., Moore, D.M., Valentine, D.H., Walters, SM., DA Webb. (1976), In: *Flora Europaea*. Vol. 4, p. 137, edit, Cambridge University Press.
- [3] Anderberg, A.A. (1991), *Plant Systematics and Evolution*. 176, 75.
- [4] Quezel, P., Santa, S. (1963), «Nouvelle Flore de l'Algérie et des Régions Désertiques Méridionales». Vol. II, p.949, CNRS. Paris.
- [5] Ozenda, P. (1958), «Flore du Sahara Septentrional et Central». p.430, CNRS Paris.
- [6] Rizk, A.M., Ismail, S.I. (1982), *Planta Medica*. 45, 146.
- [7] Sarg, T.M. (1975), *Egypt. J. Pharm. Sci.* Vol. 16 (4), 421.
- [8] Lanzetta, R., Lama, G., Mauriello, P., Racioppi, R., Sodano, G. (1991), *Phytochemistry*. Vol. 30, 1121.
- [9] Bohlman, F., Mahanta, P.K., Jakupovic, J., Rastogi, R.C., Natu, A.A. (1978), *Phytochemistry*. 17, 1165.

- [10] McMillan, C., Chàfez, P.I., Pletman, S.G., Mabry, T.J. (1975), *Biochem. Syst. Ecol.* 2, 181.
- [11] Marcinek-hüpen-Bestendonk, C., Willuhn, G., Steigel, A., Wendish, D., Middelhauve, B., Wiebke, M., Mootz, D. (1990), *Planta. Medica.* 56, 104.
- [12] Bohlman, F., Czeron, H., Chöneweï B, S. (1977), *Chem, Ber.* 110, 1330.
- [13] Rizk, A.M., Ismail, S.I. (1981), *Inter. Symp. Medicinal plants, Halkidiki, (book of Abstracts).* 71. 14-19 Sept 1981 Greece.
- [14] Rizk, A.M., Heiba, H.I., Ma'Ayergi, H.A., Batanouny, K.H. (1986), *Fitoterapia.* Vol. 57 (1), 3.
- [15] Rizk, A.M., Hammouda, F.M., Ismail, S.I., Hussiney, H.A. (1993), *Qatar. Univ, Sci. J.* Vol. 13 (1), 51.
- [16] Schulte, K.E., Reisch, J., Hopmann, J. (1963), *Arch. Pharm.* 296,353.
- [17] Khalil, A.M., El-Tawil, B.A.H., Ashy, M.A., Elbih, F.K.A. (1981), *Pharmazie.* Vol. 36 (8), 569.
- [18] Abdel-Mogib, M., Jakupovic, J., Dawidar, A.M., Metwally, M.A., Abou-Alzahab, M. (1990), *Phytochemistry.* Vol. 29 (8), 2581.
- [19] Dendougui, H., Benayache, S., Benayache, F., Connoly, J.D. (2000), *Fitoterapia* 71, pp. 373–378.
- [20] Williams, C.A., Harborne, J.B., Greenham, J. (2000), *Biochemical Systematics and Ecology.* Vol. 28, 679–687.

- [21] San Feliciano, A., Medarde, M., Gordaliza, M., Olmo, E del., Miguel del Corral, J.M. (1989), *Phytochemistry*. Vol. 28, pp. 2717–2721.
- [22] Pares, J.O., Oksuz, S., Ulubelen, A., Mabry, T.J. (1981), *Phytochemistry*. Vol. 20, 2057.
- [23] Schulte, K.E., Rücker, G., Müller, F. (1968), *Archiv der Pharmazie*. 301, 115-119.
- [24] Melek, F.R., El-Ansari, M.A., Hassan, A., Regaila, A., Ahmed, A.A., Mabry, T.J. (1988), *Revista Latinoamericano de Quimica*. 19, 119–120.
- [25] El-Negoumy, S.I., Mansour, R.M.A., Saleh, N.A.M. (1982), *Phytochemistry*. 21, 953–954.
- [26] Abdel-Mogib, M., Dawidar, A.M., Metwally, M.A., Abou-Elzahab, M. (1989), *Pharmazie*. 44, 801.
- [27] Metwally, M.A., Dawidar, A.M., Metwally, S. (1986), *Chem. Pharm. Bull.* 34, 378-379.
- [28] Mansour, R. M. A., Melek, F. R., Saleh, N. A. M. (1990), *Fitoterapia*. 61, 186-187.
- [29] Heywood, V.H., Harborne. J.B., Turner, B. L. eds. (1977), pp. 359, 603. Academic Press, London.
- [30] Rizk, A M., Ismail, S I. (1982), *Planta Medica*. 45, 146.

- [31] Kapoor, B.B.S. (2003), Priydershan Ranga. Plant Physiology and Biochemistry Laboratory, P.G. Department of Botany, Dungar College, Bikaner - 334 001, India. Journal of Phytological Research. Vol. 16 No. 1. 101-102.
- [32] Bishay, D.W., Gomaa, C.S., Assaf, M.H. (1982), Bull.Pharm.Sci.,Assiut Univ. 5,65-71.
- [33] Jorgev, T., Mariana, L., Francisco, J.P., Javier, G., José, Q., Francisco, E., Francisco, L., Jaime, B. (2005), J. Nat. Prod. Vol. 68(4): p. 523-531.
- [34] Michael, S., Mathew, K.T., Andrew, G., Steven D, S., Robert A, F., Gibbons, S. (2008), J.Phytochem.
- [35] Rizk, A.M., Heiba, H.I., Ma' Ayergi, H.A., Batanouny, K.H. (1985f), Fitoterapia. 56.
- [36] Assaf, M.H., Ali, A.A.( 1996), 1<sup>st</sup> Internat. Conf. on Basic Sci. & Advanced Tech. Nov. 9-12, Assiut.
- [37] Chiplunkar, Y.G., Nagasampagi, B.A. (1992), Journal of Natural Products. Vol. 55(9): p. 1328-1329.
- [38] Abdel-Mogib, M., Jakupovic, J., Dawidar, A.M., Metwally, M.A., Abou-Elzahab, M. (1990), Phytochemistry. Vol. 29(8): 2581-4.
- [39] Al-Yahia, M.A., El-Sayed, A.M., Mossa, J.S., Kozłowski, J.F., Antoun, M.D., Ferin, M.M., Cassady, J.M. (1988), J. Nat. Prod. Vol. 51(3): 621-4.

- [40] Al-Yahya, M.A., Khafagy, S., Shihata, A., Kozlowski, J.F., Antoun, M.D., Cassady, J.M. (1984), *J. Nat.Prod.* Vol. 47(6), 1013-17.
- [41] Bohlmann, F., Knoll, K.H., El-Emary, N.A. (1979), *Phytochemistry*. Vol. 18(7): 1231-3.
- [42] Bohlmann, F., Zdero, C. (1981), *Phytochemistry*. Vol. 20(11): pp. 2529-2534.
- [43] Zdero, C., Bohlmann, F., Rizk, A.M. (1988), *Phytochemistry*. Vol. 27(4): pp. 1206-1208.
- [44] Hafez, S., Sarg, T.M., El-Domiaty, M.M., Ahmed, A.A., Melek, F.R., Bohlmann, F. (1987), *Phytochemistry*. Vol. 26(12): p. 3356-3358.
- [45] Mossa, J.S., Al-Yahya, M.A., Hifnawy, M.S., Shehata, A.A., El-Feraly, F.S., Hufford, C.D., McPail, D.R., McPail, A.T. (1990), *Phytochemistry*. Vol. 29(5): p. 1595-1599.
- [46] Rustayan, A., Habib, Z., Saberi, I.M., Jakupovic, J. (1991), *Phytochemistry*. Vol. 30(7): p. 2405-2406.
- [47] Bohlmann, F., Ahmed, M., Jakupovic, J. (1982), *Phytochemistry*. Vol. 21(7): pp. 1659-1661.
- [48] Rustriyan. A., Simozar, E., Ahmadi, A., Grenz, M., Bohlmann, F. (1981), *Phytochemistry*. Vol. 20(12):, pp. 2772-2773.
- [49] Muhammad, I., El-Feraly, F. S., Mossa, J.S., Ramadan, A.F. (1992), *Phytochemistry*. Vol. 31(12): pp. 4245-4248.



[50] Basta, A., Tzakou, O., Couladis, M., Pavlovic, M. (Jul/Aug 2007), From Grece. Journal of Essential Oil Research: JEOR.

[51] Batanouni, K.H. (1981), Sci. Appl. Res. Cent. (Qatar Univ). Alden Press U.K.

[52] Saleh, F.S., Ali, H.H., Mirza, M. (1993), Fitoterapia. 64, 251.

[53] Farnsworth, N.R. (1966), J. Pharm. Sci. 55, 225.

[54] Alyahya, M.A., El-Sayed, A.M., Mossa, J.S., Antoun, M.D., Ferin, M., Baird, W.M., Casady, J.M. (1988), J. Nat. Prod. 51(3), 621.

[55] Boulos, L. (1983), Reference Publications, Inc, Michigan. USA.

[56] Watt. J.M., Breyer-Brandwlik, M.C. (1962), p.255, E and S. Livingtone Ltd. Edinburgh.

الفصل الثاني

المفردات

---

-1- \_\_\_\_\_ :

‘

9000

[1].

-2- \_\_\_\_\_ :

Flavus

Flavonoide

‘

[2]

(Angiospermes )

[3].

"Albert Szent-Györgyi"

[4] C

P

1952 طرف "Geissman"

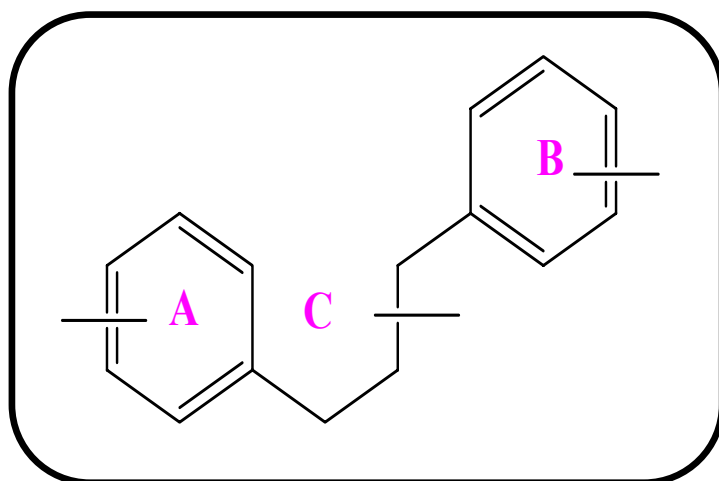
(C<sub>6</sub>-C<sub>3</sub>-C<sub>6</sub>)

15

3

(A et B) C<sub>6</sub>

[5] (1 )



: -1-

: \_\_\_\_\_ -3

...

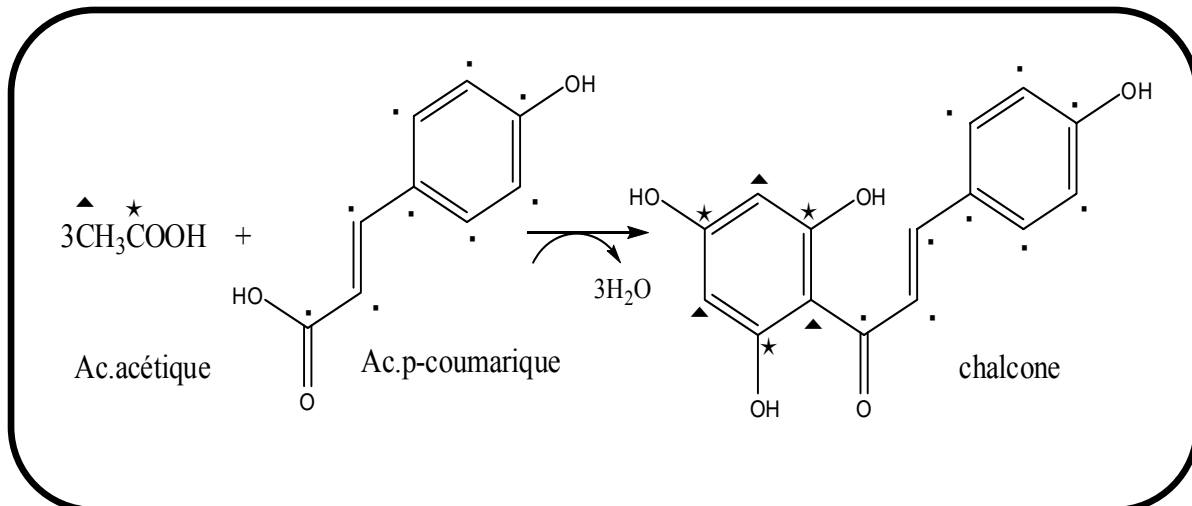
$^{14}\text{C}$

Robinson

[6] 1936

.(2)

:



:-2-

: \_\_\_\_\_ -1-3

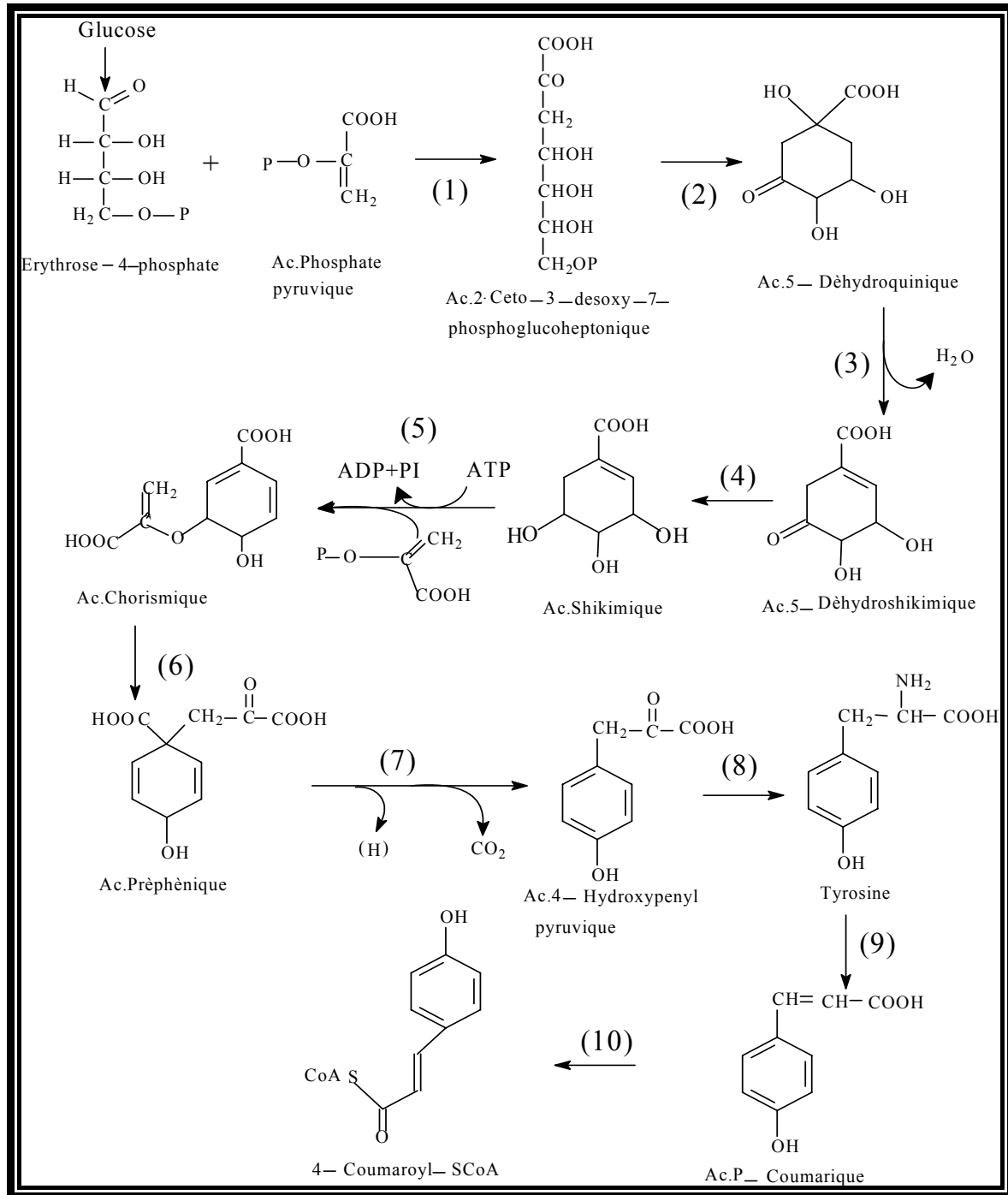
: •

B

[6] 1955 Davis

.(1)

C<sub>3</sub>



p-coumarique

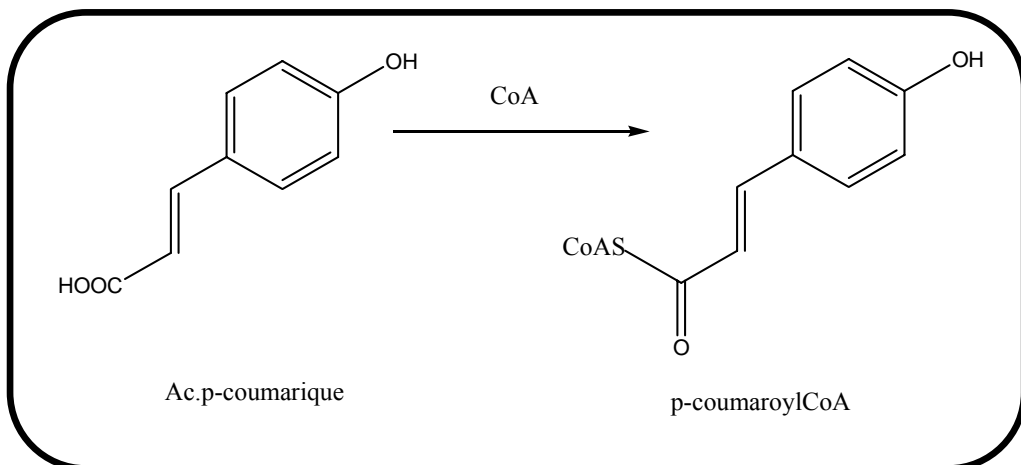
:1-

.(1)

p-coumarique

Ac.p-coumaroyl CoA إلى Ac.p-coumarique

(3) الذي يكون جاهزا للاتحاد مع Malonyl-CoA



Ac.p-coumaroyl CoA      Ac.p-coumarique      :-3-

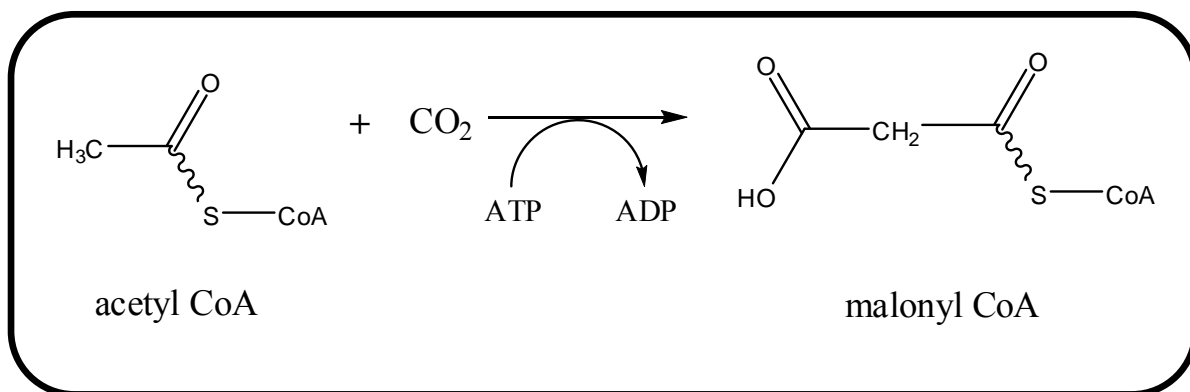
: \_\_\_\_\_ -2-3

: ●

Malonyl-CoA

A

: (4)      Acetyl-CoA

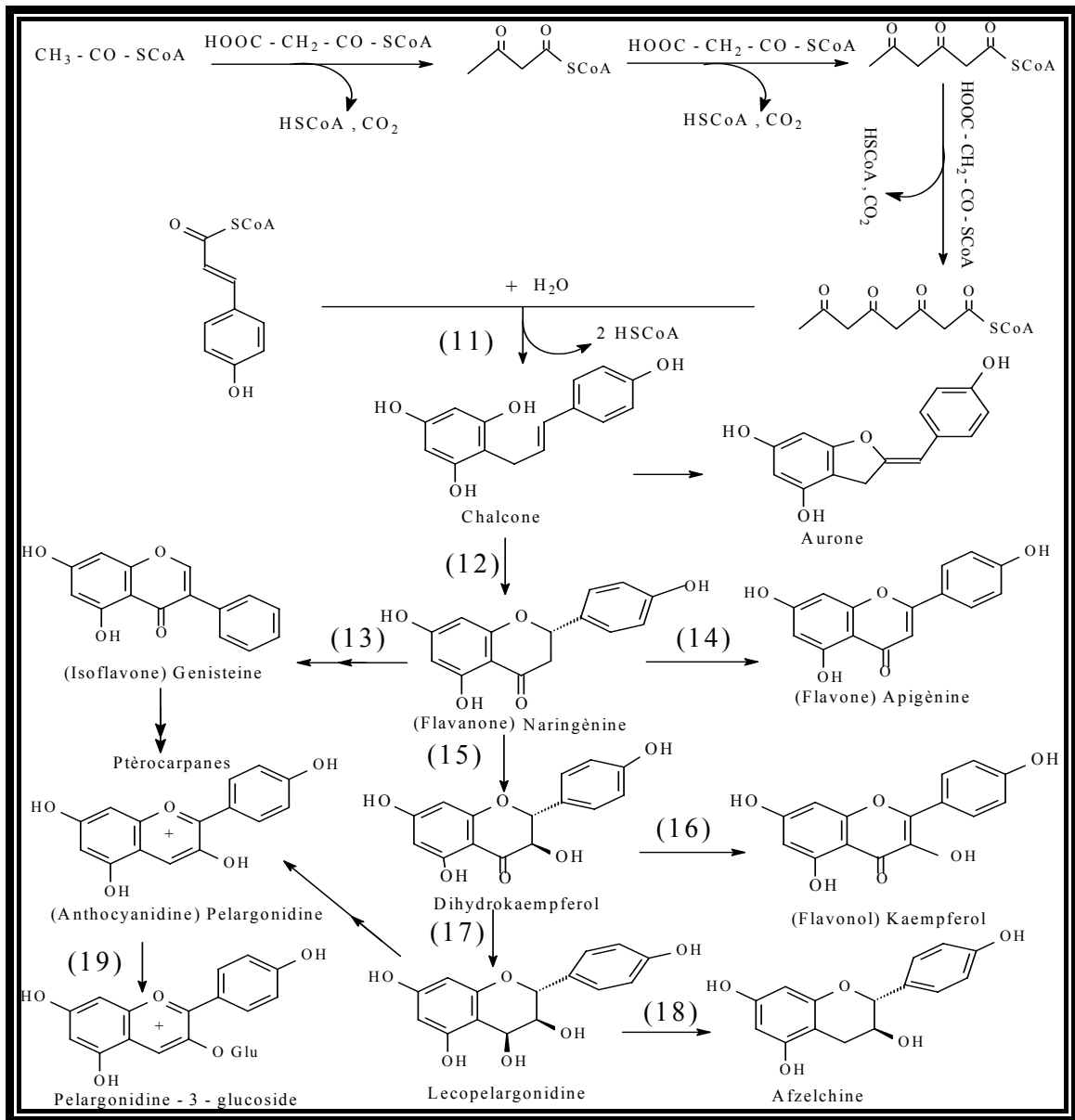


Malonyl-CoA      :-4-

[7]

.(-2- ) p-coumaroyl-CoA Malonyl-CoA

.(1)



[7]

:-2-



: -1-

1	Aldolase, 3-désoxy-O-arabinoheptulosonate-7 phosphate synthase ou DHAP synthase
2	Déshydroquinone synthase
3	Déshydroquinone déshydratase
4	Shikimate déshydrogénase
5	Complexe shikimate kinase
6	Chorismate mutase
7	Préphénate déshydrogénase
8	Aminotransférases
9	Tyrosine ammonia-lyase
10	P-coumarate CoA-ligase
11	Chalcone synthase
12	Chalcone isomérase
13	2-hydroxyisoflavanone synthase
14	Flavone synthase
15	(2S)-Flavanone 3-hydroxylase
16	Flavonol synthase
17	Dihydroflavonol 4-réductase
18	Flavan-3,4-cis-diol 4-réductase
19	Anthocyanidin/flavonol 3-O glucosyltransférase

: \_\_\_\_\_ -4

: \_\_\_\_\_ -1-4

A

% 90 7 5

A

B

2'

4'

[8]

6'

: \_\_\_\_\_ -2-4

O-méthyl-transférase

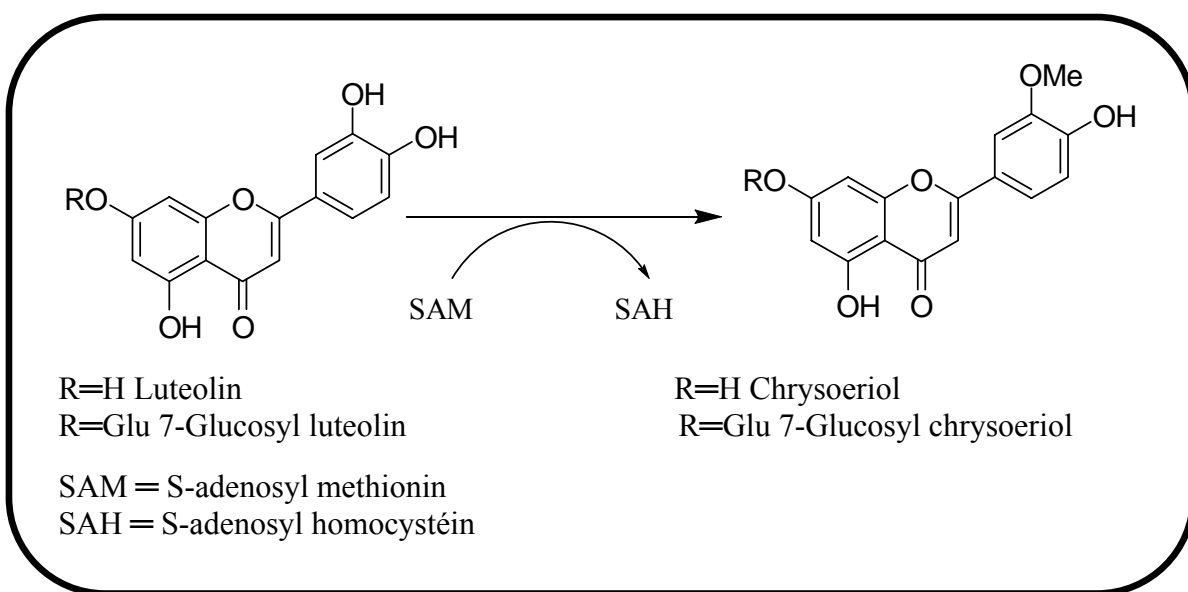
(SAM)

B

(3')

: (5)

[9] Lutéoline



Chrysoeriol

Luteolin

: -5-

(D-allose D-galactose D-glucose) Hexoses :

(D-xylose L-rhamnose L-arabinose D-apioses) Pentoses

.(O-hétérosidique)

3

700

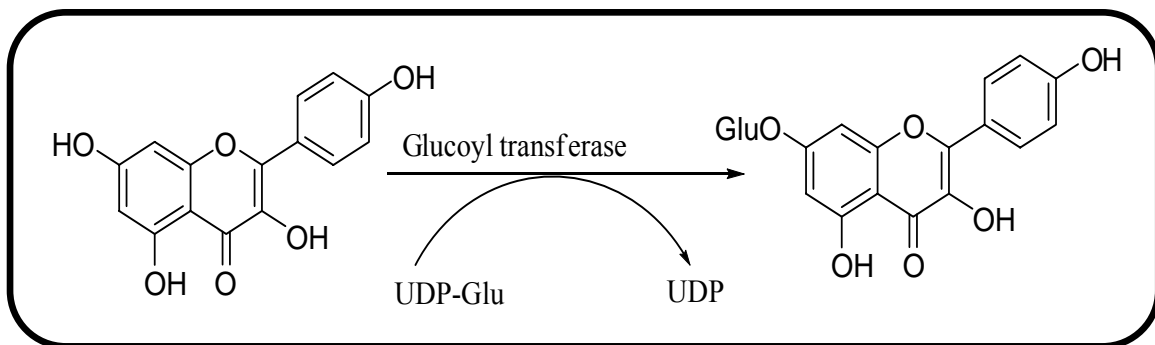
7

. [1] 1400

UDP-Glu

(Glycosyl transférase)

.(6) (glucose Uridine diphosphate)



C-7

:-6-

:C-hétérosides •

C-glycosyl flavonoides

Glucose )

C<sub>1</sub>

C<sub>8</sub> / C<sub>6</sub>

(

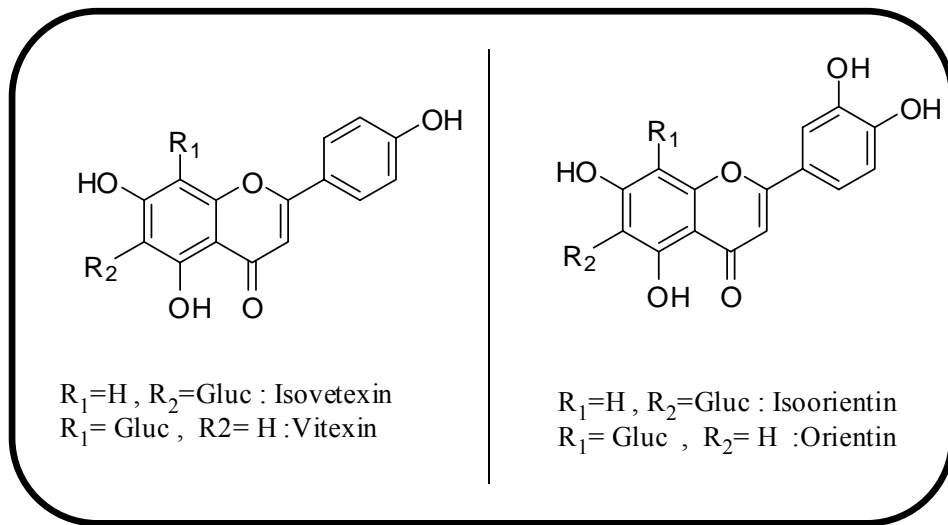
Galactose

5-hydroxy-C-glycosyl flavone

(6↔8 8↔6)

(7)

[10 1] Wessely-Moser



C-glycosyl flavone

:-7-

:\_\_\_\_\_5

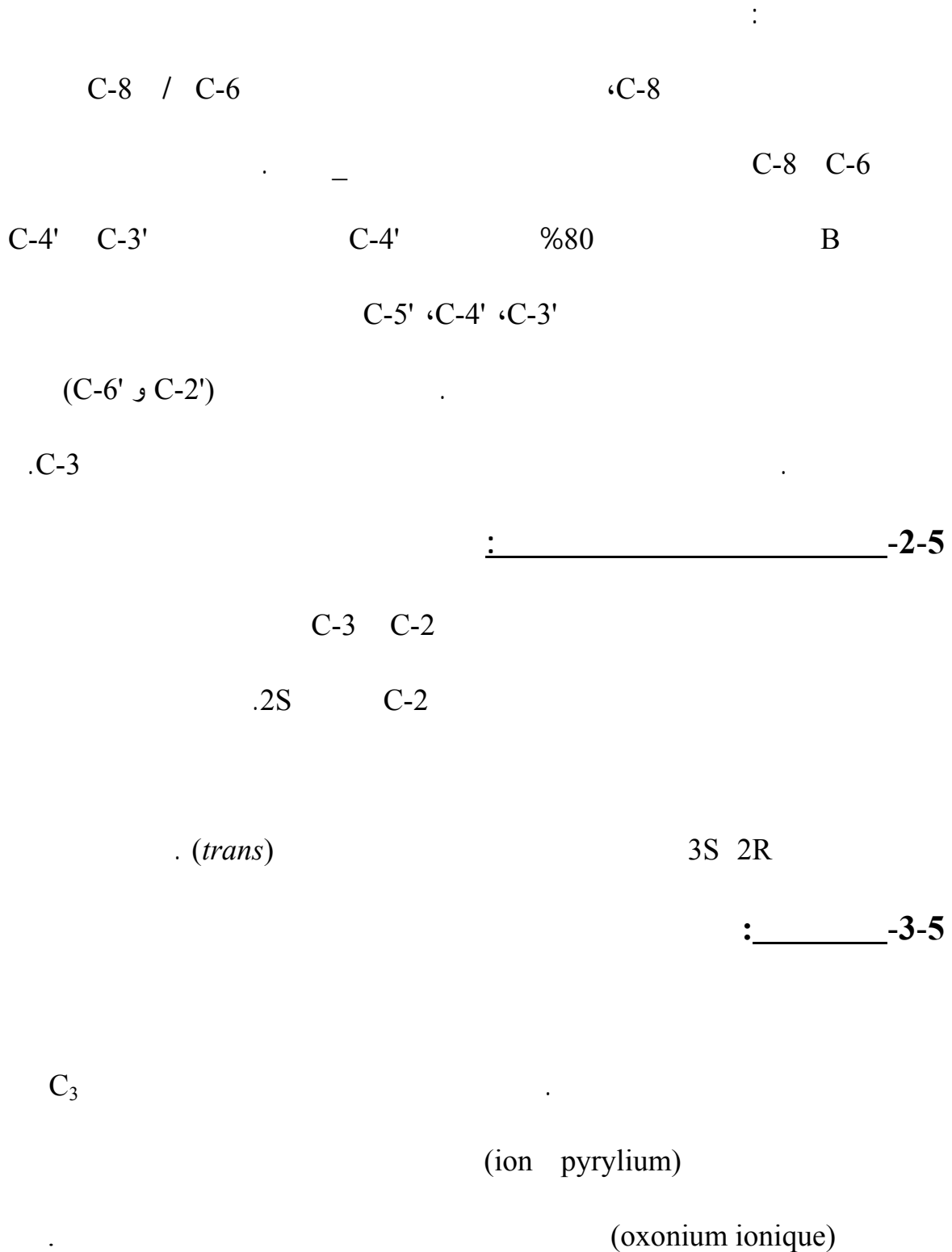
[11]

:\_\_\_\_\_1-5

A

‘C-7 C-5

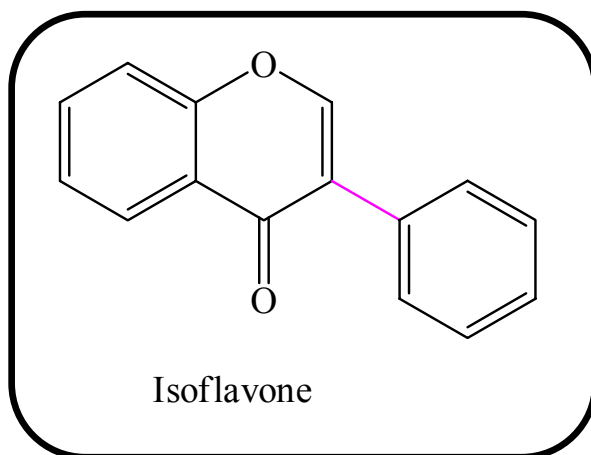
%90



. [13,12] légumineuses

3            A            B

.2



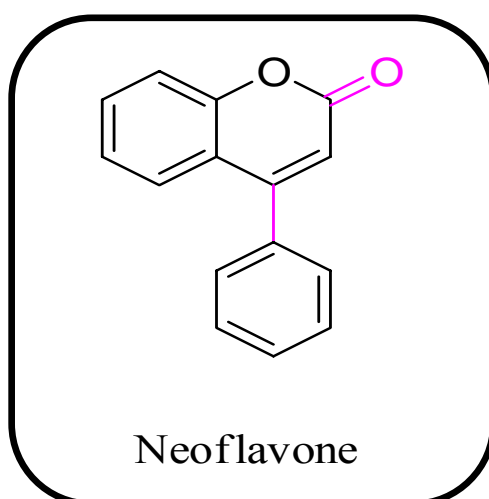
[14]

B

.2

4

B

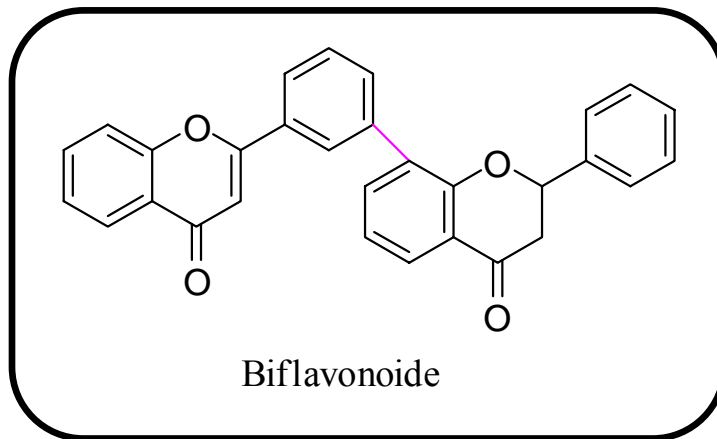


---

[15]

: \_\_\_\_\_ -5-5

C-8 C-6



: \_\_\_\_\_ -6-5

C<sub>3</sub>

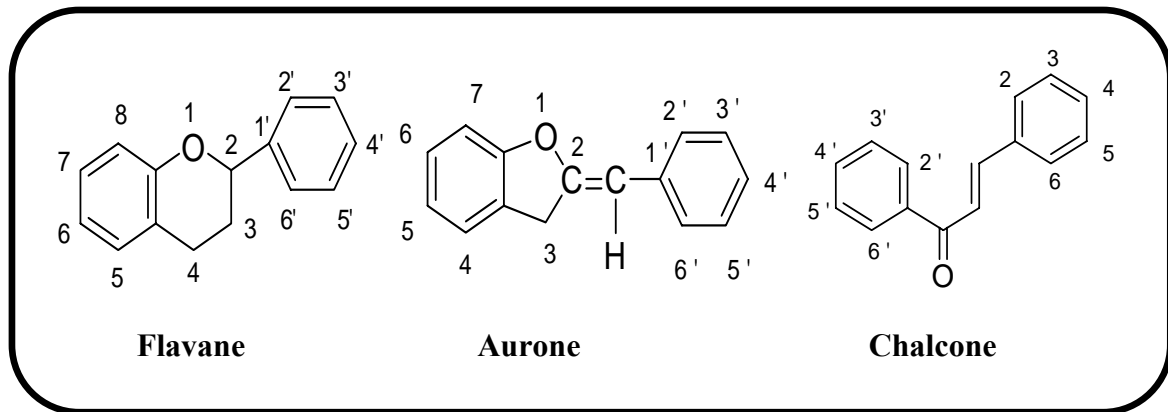
A

B

( $\alpha$ - $\beta$  insaturé)

.2-benzylidiène coumarone

.(8)



:-8-

(2)

:-2-

Apigenine Luteoline	5, 7, 4' 5, 7, 3', 4'	R=H Flavone		Phenyl-2 chromones
Kaempferol Quercetine	5, 7, 4' 5, 7, 3', 4'	R=OH Flavonol		
Naringenine Butine	5, 7, 4' 7, 3', 4'	R=H Flavanone (dihydroflavone)		
Fustine Taxifoline	5, 7, 3', 4', 5' 5, 7, 3', 4'	R=OH Flavanonol		Phenyl-2 chromanes
Gallocatechine Catéchine	5, 7, 3', 4' 5, 7, 3', 4', 5'	R=H Catechine (Flavanol-3)		
Leucocyanidine Leucodelphinidine	5, 7, 3', 4' 5, 7, 3', 4', 5'	R=OH Leucoanthocyanidine (flavandiol-3,4)		Flavyliums
Apigenidine Lueolidine	5, 7, 4' 5, 7, 3', 4'	R=H Flavylium (anthocyane)		
Cyanidine Delphinidine	5, 7, 3', 4' 5, 7, 3', 4', 5'	R=OH Anthocyanidine		
Daidzein Orobol	7, 4' 5, 7, 3', 4'	Isoflavone		Phenyl-3 chromones



[16]

(téguments externes des fruits)

( ... )

3

[17]

(polymères)

(3-O-glycosides)

(3)

[11] (aglycones)

:-3-

<b>Flavonoïdes</b>	<b>Aliments</b>
<b>Flavanones</b>	
narigénine	fruits du genre citrus
<b>Flavones</b>	
Chrysin	peau de fruits
Apigénine	persil, thym, romarin, céleri
lutéoline	persil, céleri
<b>Flavonols</b>	
kaempferol	radis, brocoli, thé noir
quercétine	oignon, pomme, olive, vin rouge, tomate
myricétine	canneberge, vin rouge
<b>Flavan-3-ol</b>	
épicatéchine	thé vert, thé noir
catéchine	thé vert, thé noir
épigallocatechine	vin rouge
<b>Anthocyanidols</b>	
cyanidols	cassis, myrtilles
malvidol	raisins, fraises, cassis
apigénidol	framboises, fraises

[21-18]

:

( ) [22] (4)

[23]

1

25

[17]

-4-

( / )	
17.7	الخضر
124.1	الكرنب الأبيض
20.1	البصل الأحمر
338.6	الفلفل
80.8	السبانخ
402.8	أوراق البقدونس
25.9	أوراق الكرفس
	جذور الكرفس
18.4	الفواكه
52.8	البطيخ
1003	الفاولة
5465	العنب
22.3	الجوز
22.8	الكيوي
65.3	الموز
24.7	التفاح
23.3	الإجاص
11.5	البرقوق
	المشمش

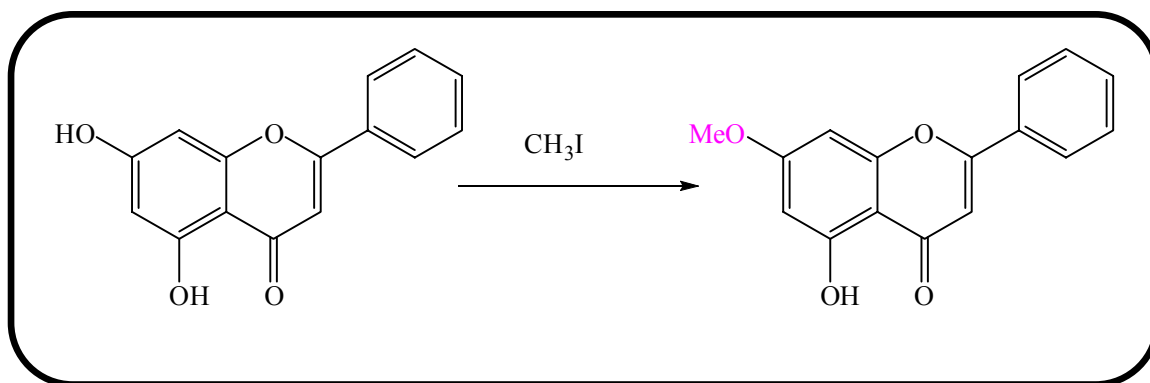
-7- \_\_\_\_\_ :

[15]

: \_\_\_\_\_ -8

5

(9 ) [2]



:-9-

5-OH

(Anhydride acétique)

(AlCl<sub>3</sub>)

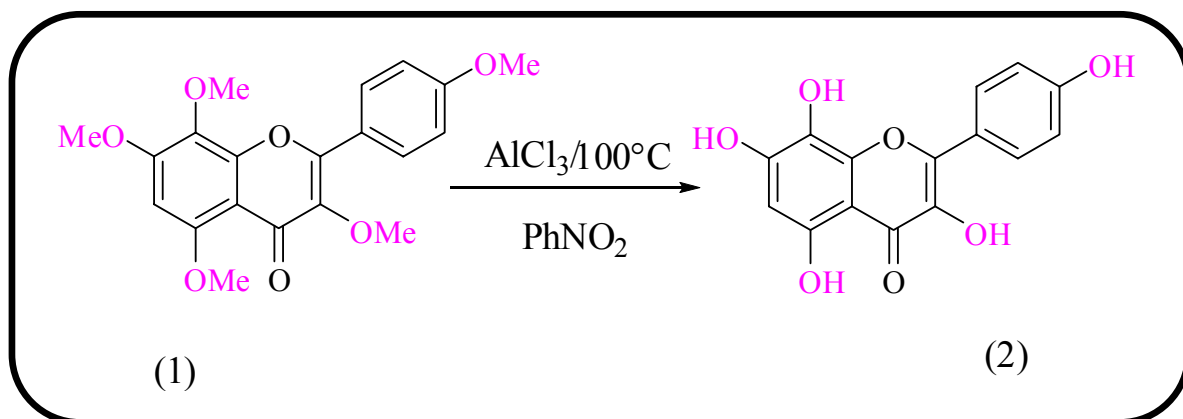
[2]

(2)

(1)

(10)

100°



: -10-

5

5

[2]

---

)

(O-Glycoside

2

(C-Glycoside) C-C

3

7

2

$\alpha$ -glycosides

(5)

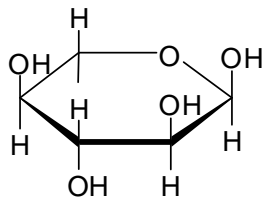
[15]  $\beta$ -glycosides

:5-

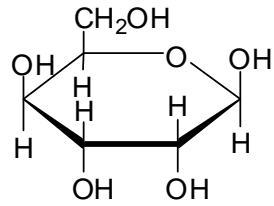
---

<i>O</i> - $\beta$ -D-xylosyl(1 $\rightarrow$ 2)glucose	Sambubioside
<i>O</i> - $\alpha$ -L-rhamnosyl(1 $\rightarrow$ 2)glucose	Neohesperidoside
<i>O</i> - $\alpha$ -L-rhamnosyl(1 $\rightarrow$ 6)glucose	Rutinoside
<i>O</i> - $\alpha$ -D-rhamnosyl(1 $\rightarrow$ 2)glucose	Sophoroside
<i>O</i> - $\alpha$ -D-rhamnosyl(1 $\rightarrow$ 6)glucose	Gentioboside

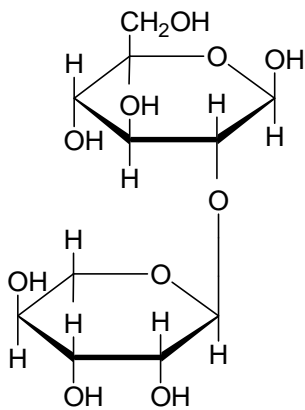
---



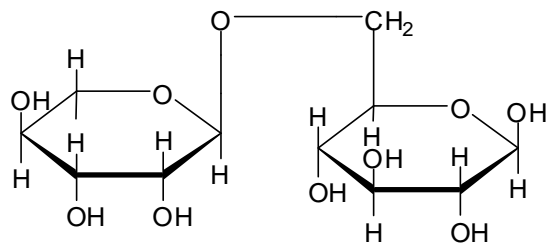
Rhamnose  $C_6H_{12}O_5$  M=164



Glucose  $C_6H_{12}O_6$  M=180



$C_{12}H_{22}O_{10}$



Rutinose  $C_{12}H_{22}O_{10}$  M=326

: \_\_\_\_\_ -9

( $C_6-C_3-C_6$ )

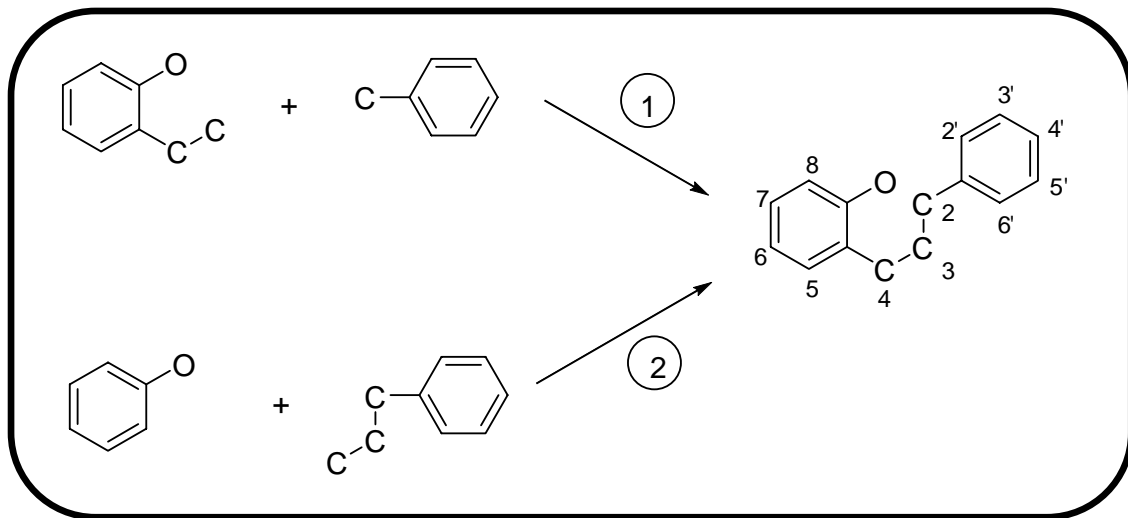
. [24]

(aldéhyde  $C_6-C_1$  (2-hydroxy acétophénone)  $C_6-C_2$  -1

. aromatique)

$C_6-C_3$  (phénol)  $C_6$  -2

. (11 ) (dérivés de l'acide cinnamique ou leur équivalent)



C<sub>3</sub>-C<sub>6</sub> C<sub>6</sub>

C<sub>6</sub>-C<sub>1</sub> C<sub>6</sub>-C<sub>2</sub>

:-11-

C<sub>15</sub>

(hydrolyse)

(isomérisation)

.O-(alkyl ou sucre)

C-(alkyl ou sucre)

● اصطناع الشالكون، الفلافونون و الفلافون:

dérivés de benzaldéhydes

ortho-hydroxyacétophénones

( )

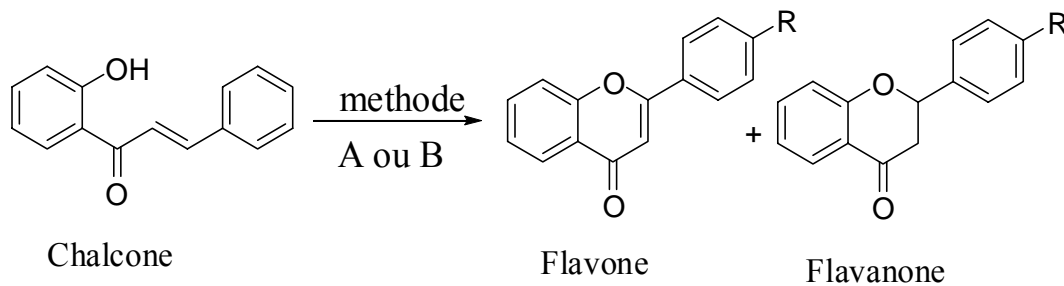
. (12 )

B A

. [25]

(déhydrogénation)

. ( )



**Méthode A :** PdCl<sub>2</sub>, MeOH, Reflux 4 jours.

**Méthode B :** PdCl<sub>2</sub> (0.1% mol), 1,4-benzoquinone, MeOH, Reflux 4 jours

: -12-

: \_\_\_\_\_ -10

\*

\*

Phytoalexines:

[17]

( . 270-250)

\*

[26]

( )

[27]



(toniques veineux)

(perméabilité P )

. [28]

: [4] \*

- Inhibition de l'histidine décarboxylase.
- Inhibition de l'élastase.
- Inhibition de la hyluronicase .
- Inhibition non spécifique de la catéchol-O-méthyltransférase...

ATP ases :

. [29] Kinase transférase

(piégeurs des radicaux libres)

[30] [28] : . [4]

[35] (antivirale) [34 33] [32] [31] (antitumorale)

(marqueurs [36] (antispasmodiques)

. ... [39 38] [37] génétiques)

B A (OH)

C<sub>2</sub>-C<sub>3</sub>

(6)

.[40]

:-6-

Thymonin	- diurétique	42
Criseliol	- digestive	43
Nepitrine	- anti-inflammatoire - anti-arthrique	44
8-glucosyle Hypolaetine	- anti-inflammatoire - anti-ulcère	45
Fisetine	- anti-inflammatoire	46
Nobilitine	- anti-allergique	47
Tangeritine		48
8-methoxy cirsilineol	- anti-spasmodique - stomachique	42 43
Cirsimaritine	- anti-purique	49
Baicaleine	- antiseptique ( )	50
Eupatorine, eupatiline, jaceossidine		51 52
Hispiduline et 6-methoxy apigenine	- traitement des tumeurs	
Quercétine	- traitement du para influenza - anti-malaria ( ) - anticancéreuse	54 55 62 63
3-glucosyl kaempferol	- crises hémorroïdaires	56
3-rutinosyl kaempferol	- troubles cardio-vasculaires	57
3-methyl quercétine	- anti-viral	58
Morine		59
3-methyl Kaempferol	- antipolivirus	60
3-rhamnosyl kaempferol 3-glucosyl kaempferol	- activité analgésique	61

---

: \_\_\_\_\_ -11

: \_\_\_\_\_ -1

[62 23 20] %50 20

/

(diethyl ether)

(AcOEt)

[63]

(n-BuOH)

: \_\_\_\_\_ -2

(Cellulose)

(Silicagel)

:

(Polyamide, eg. Machry Nagel) SC<sub>6</sub>

---

[64] (OH)

(CPP)

:

.( 8 6 ) 70 5 •

.( 18-16) B.A.W ( / / ) 4 / 1 / 5 •

(CCM)

:

:

(DC6)

-

.( / / / ) 13 / 3 / 3 / 1 •

.( / / ) 4 / 3 / 3 •

.( / / ) 18 / 1 / 1 •

.( / / / ) 60 / 28 / 7 / 7 •

:

-

.( / / ) 5 / 3 / 1 4 / 2 / 1 •

.( / / ) 8 / 0.5 / 0.5 8 / 1 / 1 •

:

-

. 30 10 •

(DC6)

Séphadex LH 20

---

: \_\_\_\_\_ -3

: -1-3

: R<sub>f</sub>

R<sub>f</sub> = \_\_\_\_\_

)

R<sub>f</sub>

R<sub>f</sub>

.

.(

[63]

:

-2-3

356-254

(7)

[24]

:-7-

	UV
. 8 7 5 5·6·7 . .3	.
.3 .5 OH .5 OH 3	.
.(5 OH ) 3 OH	.
	.
	.
	.
.5 OH	.

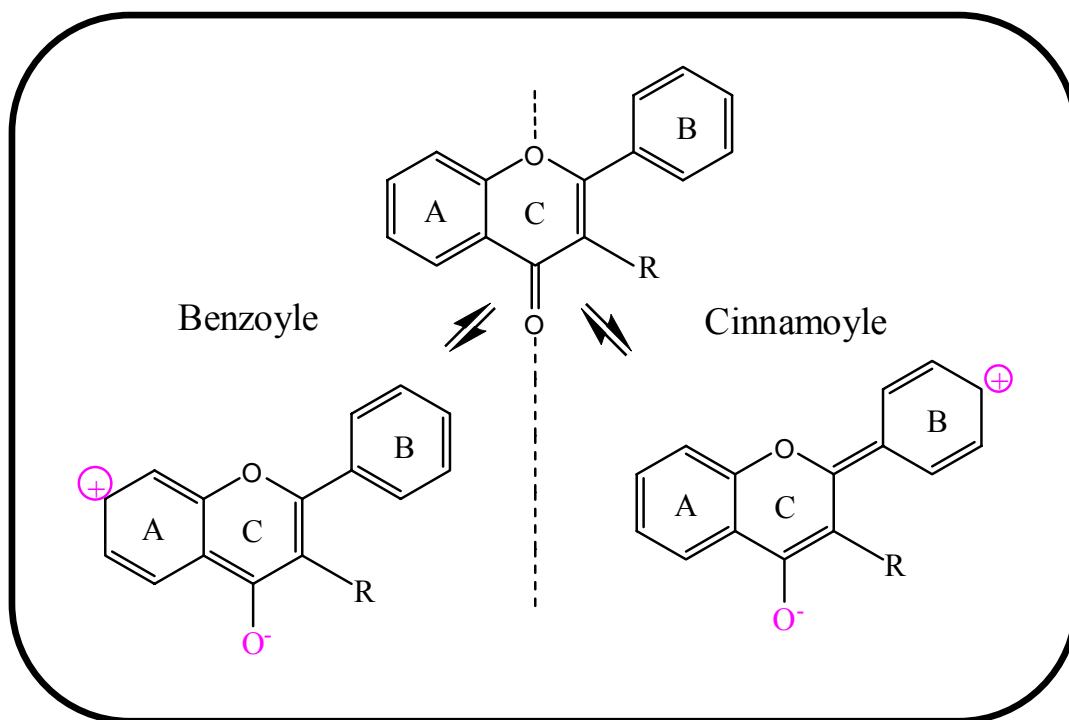
:(UV) -3-3

: -1-3-3

( ) C<sub>4</sub>

.(13)

[64] II I



: -13-

(300-400 nm) : I

.B C<sub>4</sub> Cinnamoyle

C B . [65]

(250-280 nm) : II

.A Benzoyle

.[65] (8)

II I

: -8-

II	I	
280 250	350 320	
280 250	385 352	
275 245	330 300	
275 245	320 Epaulement	
280 270	470 460	

.( )

. [65] ( )

: -2-3-3

:(NaOMe) NaOH •

. I

NaOH :NaOAc •

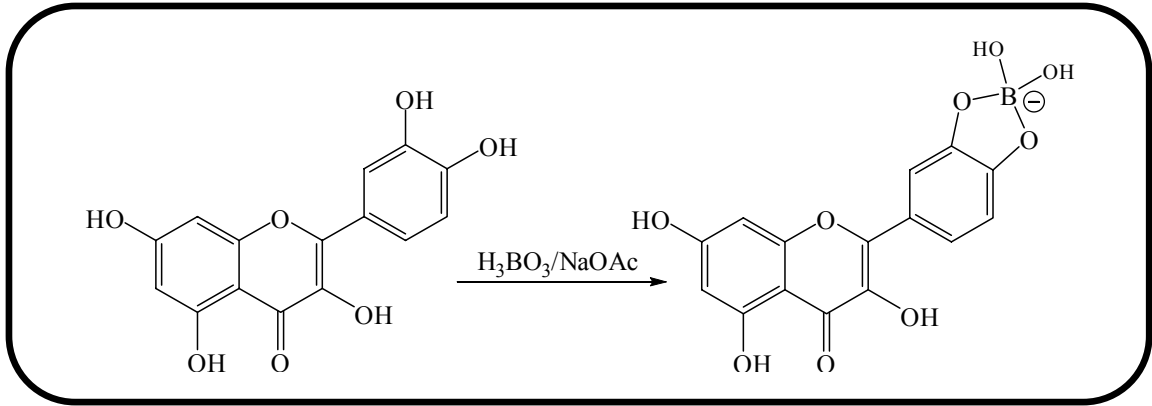
.C<sub>7</sub>

NaOAc C<sub>4</sub>' C<sub>3</sub> C<sub>7</sub>

:NaOAc+H<sub>3</sub>BO<sub>3</sub> •

.(14)





(NaOAc+H<sub>3</sub>BO<sub>3</sub>)

:-14-

:AlCl<sub>3</sub>+HCl AlCl<sub>3</sub> •

5 3

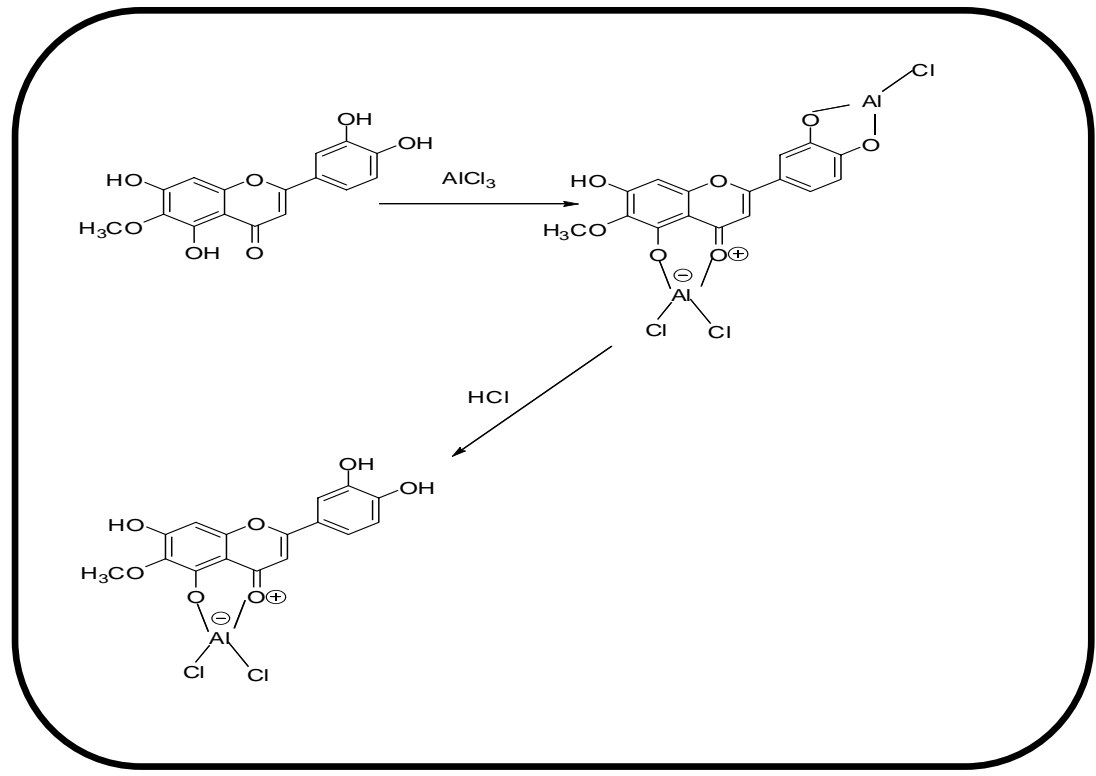
8 7 7 6

B

4' 3'

.(15)

A



HCl

AlCl<sub>3</sub>

:-15-

I

(9)

. [66 63 4] II

[66 64 4]

: (9)

التعليق	(nm)		
	II	I	
	280 250	350 304	MeOH
	280 250	385 352	
3 OR	280 250	357 328	
4' OH		65+ 45+ -1	NaOMe (NaOH)
4' OR		MeOH/ -2	
Orthodi-OH 4' 3 OH 7 8 6 7 A B Orthodi-OH			
4' 3' 3 Tri OH 5' 4' 3' 3 Tetra OH			
7 OH		320 335	
7 OH	20+ 5+		NaOAc
8 6			
7 OR			

3' 4' 7 8 6 7 Di OH 5 7 8 5 6 7 Tri OH 3 3' 4'			
B Orthodi OH		36+ 12+	NaOAc + H <sub>3</sub> BO <sub>3</sub>
A Orthodi OH (8-7 7-6)	+10 - 15		MeOH/ NaOAc + H <sub>3</sub> BO <sub>3</sub>
6 5-OH		20+ 17+	MeOH/ AlCl <sub>3</sub> +HCl
3 OCH <sub>3</sub> 5 OH		55+ 35+	
5 OH 3 OH		60+ 50+	
B Orthodi OH		40- 20- [360 350]	AlCl <sub>3</sub> / (AlCl <sub>3</sub> +HCl)
Orthodi OH Orthodi OH A B Tri OH B		25- 20-	

: /

: (-)

: (+)

:RMN <sup>1</sup>H

-43

B C

A

CDCl<sub>3</sub> :

DMSO-d<sub>6</sub>

(0-9ppm)

[67 15]

(12 11 10: )

.[68 4] B A

A

:-10-

H-8	H-6	H-5	نوع الفلافونيد
$d(J=2,5 \text{ Hz})$ 6,3– 6,5 ppm	$d(J=2,5 \text{ Hz})$ 6,2 –6,0 ppm	-	5,7-OH
$d(J=2,5 \text{ Hz})$ 6,1–6,4 ppm	$d(J=2,5 \text{ Hz})$ 6,1 –5,9 ppm	-	5-OH,7-O Glc
6,3 ppm (S)	-	-	5,6,7-OR (R=H, Glc)
-	6,3 ppm (S)	-	5,7,8-OR (R=Glc,H)
$d(J=2,5 \text{ Hz})$ 6,7–7 ppm	$d,d(9 \text{ Hz}, 2,5 \text{ Hz})$ 7,1 –6,7 ppm	$d(J=9 \text{ Hz})$ 8,0 ppm	7-OR (R=H, Glc)

B

:-11-

H-6' , H2' $d(J= 8,5 \text{ Hz})$	H-5' , H3' $d(J= 8,5 \text{ Hz})$	
7,9 - 7,7 ppm	7,1 - 6,5 ppm	فلافون
8,1 - 7,9 ppm	7,1 - 6,5 ppm	

B

:-12-

H-6' <i>dd</i> ( <i>J</i> = 8,5; 2,5 Hz)	H2' <i>d</i> ( <i>J</i> = 2,5 Hz)	نوع الفلافونيد
7,5 - 7,3 ppm	7,3 - 7,2 ppm	<b>Flavone</b> - 3',4'- OH. - 3'- OMe, 4'- OH. - 3'-OH, 4'- OMe.
7,9 - 7,6 ppm	7,7 - 7,5 ppm	<b>Flavonol</b> - 3',4' OH. - 3'-OH, 4' OMe.

C<sub>3</sub>

:C

(H-8 ,H-6) A

(6,2-6,4 ppm)

.[68]

.[68] 8-8,5 ppm

C<sub>2</sub>

.[68] 3,8-4,5 ppm

:

:

H<sub>1</sub>"

(13)

H<sub>1</sub>"

:-13-

δ H <sub>1</sub> " ppm	الفلافونيد
5,2 – 4,8	7-O-glucosyl flavonol
6,0 – 5,7	3-O-glucosyl flavonol

5,3 – 5,1	7-O-rhamnosyl flavonol
5,1 – 5,0	3-O-rhamnosyl flavonol

β α

H<sub>1</sub>" β H<sub>2</sub>" H<sub>1</sub>"  
 .H<sub>2</sub>" (diaxial) (J=7 Hz)  
 (J=2 Hz) H<sub>1</sub>" α  
 .(equatorial-equatorial)  
 .[4] (0,8-1,2 ppm) (J=6 Hz)

Neohesperidose Rutinose

(4,2-4,4 ppm) (7,3-O-rutinosides) H-1"  
 (0,7-1 ppm) (J=2 Hz)  
 (J=2 Hz) (4,9-5 ppm) (7,3-O-neohesperidosides) H-1"  
 .[68] (1,1-1,3 ppm)

: \_\_\_\_\_ -5-3

.( )

[69] (IE) : B A

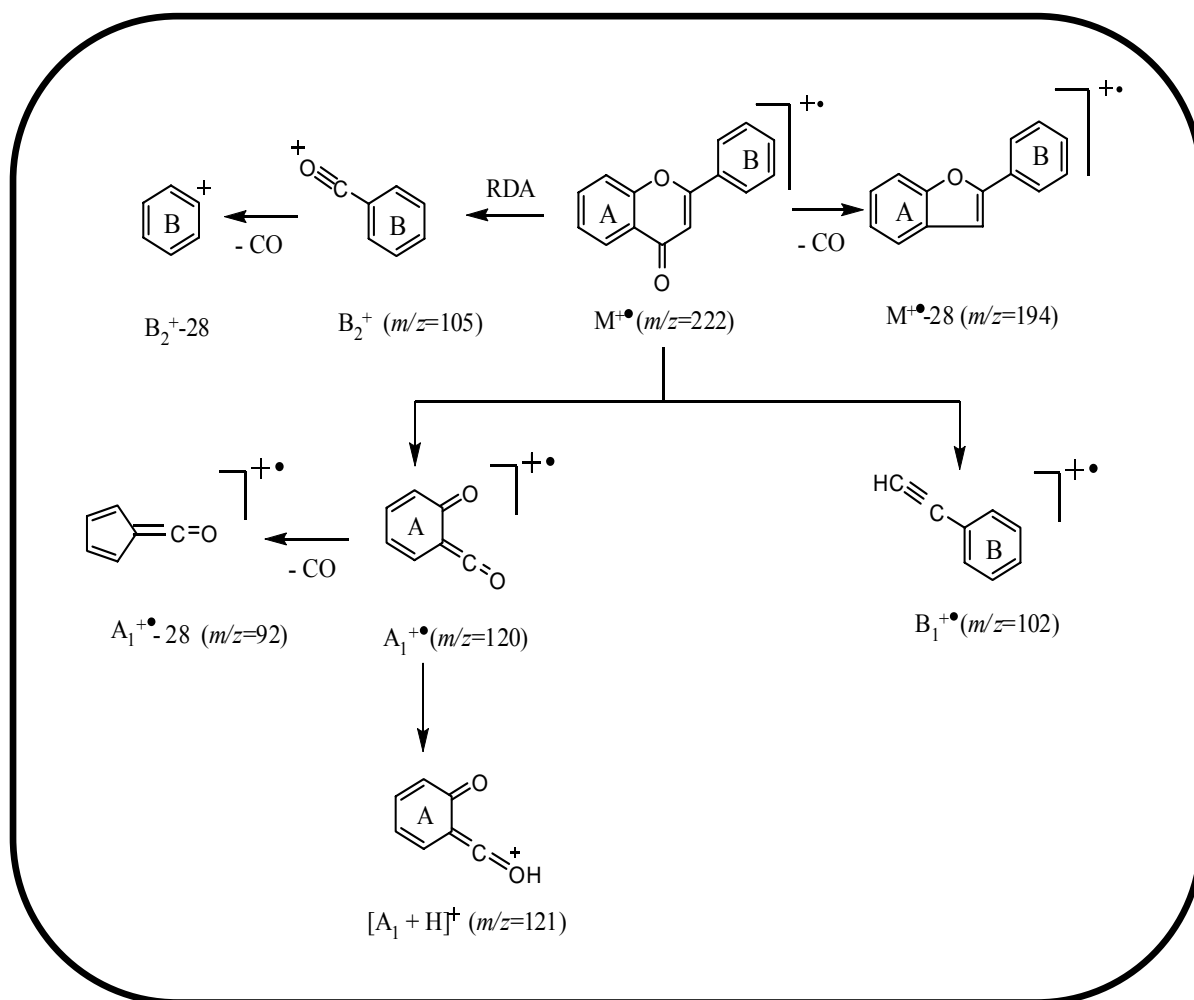
(17) (16)

Electro-spray

FAB

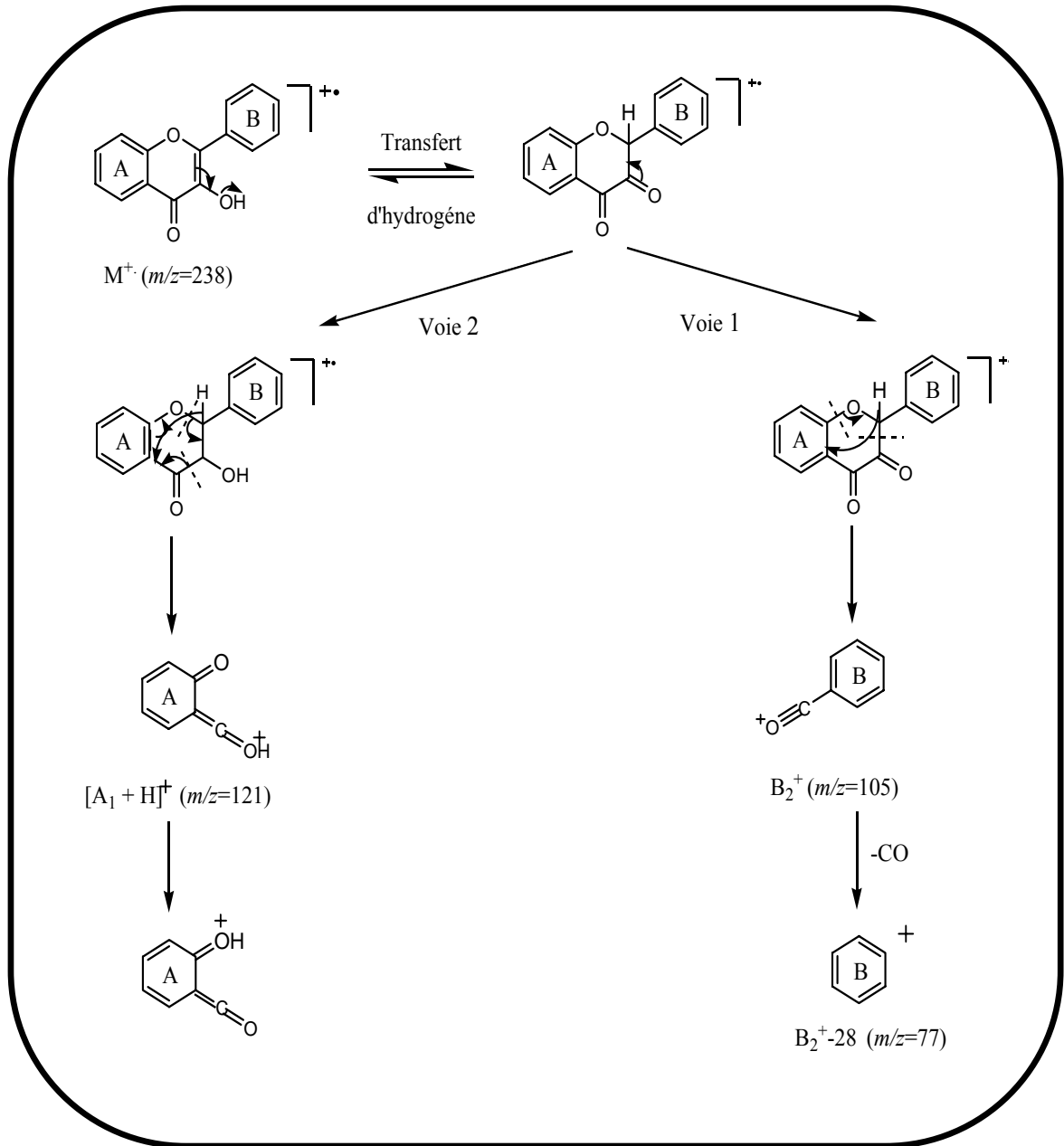
[71 70]

....(M-H)<sup>-</sup> (M+H)<sup>+</sup> (M+Ca)<sup>+</sup> (M+Na)<sup>+</sup>



[69]

:-16-



[69]

: -17-

: \_\_\_\_\_ -6-3

(C-O)

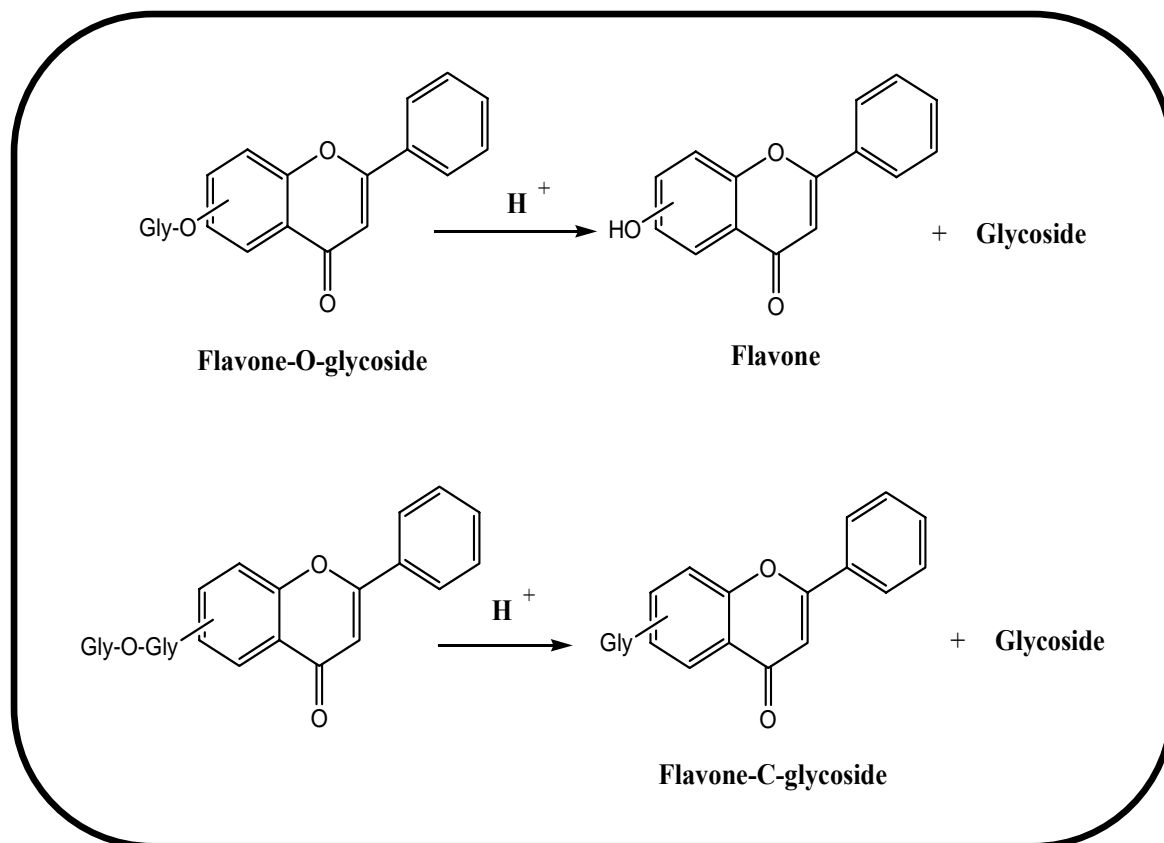


(18)

[72]

-C

-O



-18-

HCl (2N)

( 1)

( 1)

. 120 15 ° 100

Ether )

/

(éthylque

.(n-butanol)

(Acétate d'éthyle)

---

( )  
(CCM) (UV)

HCl

(0,2M) NaH<sub>2</sub>PO<sub>4</sub> Gel de terre silicieuse Merck F<sub>254</sub>

° 100

(10 / 90 : / ) :

5 °100

[63] R<sub>f</sub> (14) (UV)

R<sub>f</sub> :-14-

	R <sub>f</sub>
α(L) rhamnose	0,88
D(+)-xylose	0,79
L(+)-arabinose	0,66
β-D(+)-glucose	0,53
D(+)-galactose	0,33

# المراجع

---

- [1] Williams, C.A., Grayer, R.J. (2004), Anthocyanins and other flavonoids. *Natural Products Reports* 21, 539–573.
- [2] Harborne, J.B. (1975), « The flavonoids » *Vol.I*, Chapman and Hall.
- [3] Harborne, J.B. (1989), The flavonoids, advances in research since 1980, eds. Chapman and Hall, New York.
- [4] Mabry, T.J., Thomas, M.B., Markham, K.R. (1970), « The systematic identification of flavonoids », p. 13, Springer-Verlag, Berlin.
- [5] Bruneton, J. (1999), « Pharmacognosie et Phytochimie des Plantes médicinales », p.1120, (3<sup>ème</sup> édition) Tec & Doc Lavoisier .Paris.
- [6] Davis, B . D. (1955), *Advanced in Enzymology*, 16, 227.
- [7] Richtre, G. (1993), «Métabolisme des végétaux» (physiologies et biochimie). Presses polytechniques et universitaires romandes, Lausanne.
- [8] Ribereau-Gayou, J.B. (1968), «The phenolic compounds of vegetals», Dundo, Paris.
- [9] Deluca, V., Ibrahim Arch, R.K. (1985a), p. 496–605; (1985b) p. 596–605. *Biochem. Biophys.* 238.

- [10] Harborne, J.B., Mabry, T.J., Mabry, H. (1975), *The Flavonoids Vol.II*, Academic press, New york, Sanfrancisco.
- [11] Bruneton, J. (1993), «Pharmacognosie et Phytochimie des Plantes médicinales», 2<sup>ème</sup> ed. Tec et Docum, Paris, p. 119, p.266.
- [12] Harborne, J.B. (1994), (Eds), «phytochemical dictionary of the legumeneusae», vol. 1, Chapman and hall, London, pp. XX-XXII.
- [13] Stafford, H. A. (1997), «Rol of Flavonoids is symbiol and defuse functions in legume roots», *Bot. rev* (1997) 63, 27-39.
- [14] Eyton. W. B., Ollis. W. D., Sutherland. I. O., Gottlieb. O. R., Tavira magalhaes. M. (1965), *Proc. Tetrahedron*, 21, 2683.
- [15] Elhazimi. H. (1995), *The natural product*, 149-190.
- [16] Medić-Šarić, M., Jasprica, I., Smolčić-Bubalo A., Mornar A. (2004), «Optimization of Chromatographic Conditions in Thin Layer Chromatography of Flavonoids and Phenolic Acids». *Croatica Acta*. 77(1-2), 361-366.
- [17] Marfak A. (2003), *Thèse de Doctorat de l'Universite de Limoges. Spécialité : Biophysique*. 187p.
- [18] Justen, U., Knuthsen, P., Leth, T. (1998), *Journal of chromatography A* 799(1/2): 101-110.
- [19] Bronner, W.E., Beecher, G.R. (1995), *Journal of Chromatography A*. 705: 247-256.

- [20] Hollman, P.C.H., Hertog, M.G.L., Katan, M.B. (1996), *Food Chem.* 57: 43-46.
- [21] Crozier, A., Jensen, E., Lean, M.E.J., McDonald, M.S. (1997), *J. Chromatography A.* 761 : 315-321.
- [22] Lugasi, A., Hóvári J., Sági K. V. et Bíró L. (2003), *Acta Biologica Szegediensis.* 47(1-4), 119-125.
- [23] Wang, J., Mazza G. (2002), *J. Agric. Food Chem.* 50, 4183-4189.
- [24] Harborne, J. B., Mabry, T. J. (1975), *The flavonoids, Vol.I , Vol.II*, edition Chapman and Hall, London.
- [25] Silva, M. S. A., Caveliro, A. S. (1992), 16<sup>ème</sup> Assemblé du Groupe Polyphénols, Lisbon, 16.
- [26] Mc.Lure, J.W. (1975), In « *Physiology and Fonction of flavonoids*» (Harborne, J.B. eds) Chapman and Hall. London, 970-1055.
- [27] Wollenweber, E., Dietz, V.H. (1980), *Biochemical Systematic and ecology.* 8, 21.
- [28] Paris, M., Hurabielle, M. (1981), *Abregé de Matière Médicale.Pharmacognosie. Vol. I.* Paris - New York – Barcelone, Masson.
- [29] Havsteen, B. (1993), *Biochem. Pharmacol*, **32**, p. 1141.
- [30] Ruzika, L. (1959), *Proc. Chem. Soc*, p. 541, London.

- [31] Starvric. Mutula, T. I. (1992), «Flavonoids in food. Their significance for nutrition and health», p. 274-294.
- [32] Aruoma, O., Springer, J. P. E., Butler, J., and Halliwell, B. (1995), Free Rad. Res, **22**, p. 187-190.
- [33] Middleton, E., Kandaswami, J. R. C. (1992), Biochem. Pharmacol, **43** (6), p. 1167-1179.
- [34] Manthy-John, A., Guthrie, N. Ghamann, K. (2001), Curent medical chemistry , **8** (2), p. 135-240.
- [35] Christopher, J. F., Neil-Thowers, G. H. (1992), Phytochemistry, **31** (9), p. 3017-3020.
- [36] Hérisset, A., Chaumont, J. P. Paris, R. (1973), Plantes médicinales et phytothérapie, Vol.7; p. 234-240.
- [37] Ravanel, P. et coll, (1995), Plantes médicinales et phytothérapie, **22**, p. 187-190.
- [38] Cisonski, W. (1984), Herba pol, **30**, p. 219-231.
- [39] Ryu, S. H., Yoo, B. T., Ahn, B. Z., Pack, M. Y. (1985), Arch. Der Pharm, **318**, p. 659.
- [40] Geahlen, R. L., Koonchanok, N. M., Mclanngghlin, J. L., Pratt, D. E. (1989), J. Nat. Prod, **52** (5), p. 982-986.

- [41] Baarberan, F. A. T. (1986), *Fitoterapia*, 57 (2), p. 67-95.
- [42] Cretti, L. (1981), *Edition atlas*.
- [43] Agrawal, O. P. (1982), *Agents Actions*, 12, p. 198.
- [44] Vivan, C., Elliot Middleton, J. R., Harborne, J. B. (1985), *Plants flavonoids, biology and medecine*, 213, Alan R. Liss, New York.
- [45] Gabor, M., Engie, E. (1985), *Group polyphenols J. int. d'étude*, plovdiv May 31-June 4, Bull.
- [46] Amellal, M., Bronner, C., Briancon, F., Haag, M., Anton, R., Lanry, Y. (1985), *Planta Medica*, 16.
- [47] Sankawa, U., Chun, Y. T. (1985), (H. M. Chang; W. W. Tso and A. Koo, eds), p. 171, World Scientific Publ. Co, Singapore.
- [48] Barberan, F. A. T., Gil, M. I. (1987), *Rev-Lanoam. Quim*, 21, p. 134-139.
- [49] Morton, J. F. (1977), *Major medicinal plants, Botany culture and uses*, p. 269-280.
- [50] Beaquesne, B. (1987), *plantes médicinales et phytothérapie*, Vol. 21 (1), p. 79-93.
- [51] Ryu, S. H., Ahn, B. Z., Pack, M. Y. (1985), *Planta Medica*, p. 355 et 462.
- [52] Nkunya, M. H. H., Waibel, R., Achenback, H. (1993), *Phytochemistry*, 34, p. 855-858.

- [53] Selway, J. W. T. (1985), in *Plant Flavonoids, Biology and Medecine*, p. 521-536.
- [54] Bruneton, J. (1987), *Eléments de Phytochimie et de pharmacognosie, Techniques et documentation*, Lavoisier.
- [55] Kim, M. N., Lescao-Bogert, L., Paris, M. (1992), *Planta Medica*, 58, p. 285-286.
- [56] Vlietinck, A. J., Vanden-Berghe, D. A., Van Hoof, L. M., Vrijns, R., Boeye, A. (1985), in *Plant Flavonoids, Biology and Medecine*, p. 537-540.
- [57] Ishitsuka, H., Ohsawa, C., Ohiwa, T., Umeda, I., Suhara, Y. (1982), *Antimicrob Agents Chemother*, 22, p. 611-616.
- [58] Robin, V., Irurzun, A., Amoras, M., Boustie, J., Carrasco, L. (2001), *Antivir Chem Chemother*, p. 283-291.
- [59] Cardinas, L. C., Rodriguez, J., Villaverde, M. C., Rignera, R., Cadena, R., Otero, J. A. (1993), *Planta Medica*, **59**, p. 26-27.
- [60] Nishino, H., Iwashima, A. (1983), *In C. A.*, 99, 13359.
- [61] Schwartz, A. et Middleton, E. (1984), *Immunopharm*, 7, p. 115-126.
- [62] Samejima, K., Kanazawa, K. Ashida, H. Danno, G. (1995),. *Journal of Agricultural and Food Chemistry*, 43, 410-414.
- [63] Harborne, J. B., Boulter, D., Turner, B.L. (1971), «*Chemotaxonomy of the Leguminosae*», Academic press, London.



[64] Markham, K.R. (1982), «Technique of flavonoid identification», Academic press, London.

[65] Jurd, L., Horowitz, R. (1962), The Chemistry of Flavonoid Compounds, T. A. Geissman (editor), Pergamon Press., Oxford, 107-2055.

[66] Wollenweber, E. (1982), In the flavonoids-Advances in Research (Harborne, J.B. and Mabry, J.J. eds. Chapman and Hall, London, New York).

[67] Lacaille-Dubois, M.A., Wagner, H. (1992), 20<sup>ème</sup> Aniversaire du groupe polyphenols (book of abstracts) vol I (16), 217, 13-16.

[68] Markham, K.R. and Geiger, H. (1994), In The Flavonoids, edited by Harborne, J.B. (1993). Chapman and Hall, London.

[69] Audier, H. (1966), *Bull. Soc. Chim. France*, 9: 2892-2899.

[70] E. CONSTANTIN - P. TRALDI - D. FAVRETTOA. SCHNELL.  
*Spectrométrie de masse*, Lavoisier.

[71] Williams, D.H., Bradley, O., Bojesen, G. Santikarn, S., Taylor, C.E. (1981), *J. Am. Chem. Soc.* 103, 5700-5704.

[72] Gonnet, J.F. (1973), *J. of chromat.* 86, 192

الفصل الثالث

الجزء العملي

---

*:Pulicaria crispa*

:\_\_\_\_\_ -I

2004

*Pulicaria crispa*

. 1800

:\_\_\_\_\_ -II

(80/20 : MeOH /H<sub>2</sub>O)

36

4

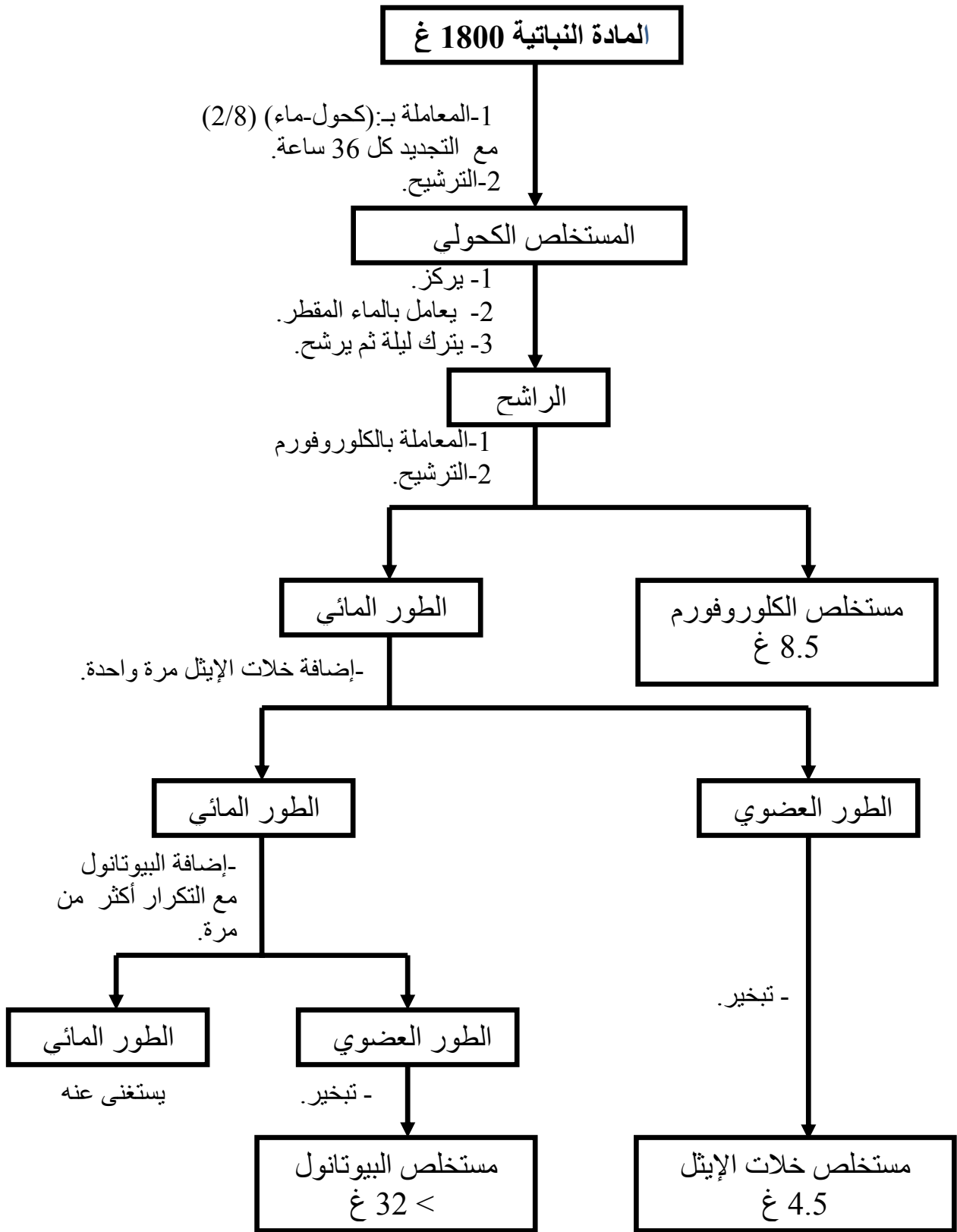
1.8

.( )

3/1

- ( )

.(1)



-1-

---

### III- عمليات الفصل:

#### 1- العمود الكروماتوغرافي:

-1-1 :

(2/3) (polyamide SC6)

30

-

-

UV

:(1)

: -1-

نسبة الميثانول في المملص (%)	نسبة التولوين في المملص (%)	أرقام الكسور
0	100	5 – 1
2	98	10 – 6
5	95	19 – 11
10	90	30 – 20
15	85	41 – 31
20	80	55 – 42
30	70	70 – 56
40	60	86 – 71
50	50	101 – 87
60	40	116 – 102
80	20	121 – 117
100	0	125 – 122

: -2-1

:

(CCM)

❖

: DC6.6

3/3/4 : / / (S.I) -

1/3/3/13 : / / / (S.II) -

2/25/20/60 : / / / (S.III) -

: Whatman (CP) ❖

. 30 : (AcOH) (S.IV) -

4/1/5 : B.A.W (S.V) -

. 15 : (AcOH) (S.VI) -

:(2)

:-2-

الكسور المحصل عليها من العمود	الكسور بعد الجمع
1	1
3-2	2
30-4	3
37-31	A
57-38	B
71-58	C
73-72	D
77-74	E
85-78	F
103-86	G
107-104	H
125-108	I

*Pulicaria crisper*

-3- B, C, D, E, F, G :

: -3-

الأوزان (غ)	الكسور المختارة
4.9009	B
0.257	C
0.2764	D
1.1229	F
0.8279	G
1.0341	E

:

G F ( 1 ) B :

30

(Whatman N°3)

C

D

H<sub>2</sub>O/EtOH/BuOH/AcOH : 60/20/25/2

AcOEt /H<sub>2</sub>O/AcOH : 8/0.5/0.5

:

(Whatman N°3)

B

B<sub>4</sub>,B<sub>3</sub>,B<sub>2</sub>,B<sub>1</sub> :

30



---

B<sub>4</sub>

B<sub>41</sub>

H<sub>2</sub>O /MeOH/MEC/Acétylacétone : 13/3/3/1

(cristaux)

.

C

-

C<sub>1</sub>, C<sub>2</sub>....C<sub>6</sub>

H<sub>2</sub>O/EtOH/BuOH/AcOH : 60/20/25/2

C<sub>324</sub> C<sub>P</sub>

.

D

-

AcOEt /H<sub>2</sub>O/AcOH : 8/0.5/0.5

D<sub>2</sub> D<sub>5</sub>

D<sub>1</sub>,D<sub>2</sub>,....D<sub>5</sub>

.D<sub>42</sub>, D<sub>p1</sub>, D<sub>p2</sub> :

E

-

. E<sub>P</sub>

---

(Whatman N°3)

F

-

30

F<sub>1</sub>,F<sub>2</sub>...F<sub>7</sub>

H<sub>2</sub>O/EtOH/BuOH/AcOH : 60/20/25/2

. F<sub>421</sub> , F<sub>4p</sub>, F<sub>P</sub> , F<sub>P2</sub> :

:

G

-

30

(Whatman N°3)

H<sub>2</sub>O/EtOH/BuOH/AcOH : 60/20/25/2

# الفصل الرابع

## النتائج و المناقشة

: التعيين

:

(250.13 MHz) RMN <sup>1</sup>H

.(CD<sub>3</sub>OD)

R<sub>f</sub>

-1-

:

DC6.6 { Toluène/MeCOEt/MeOH 4 : 3 : 3 (I) -  
 H<sub>2</sub>O/MeCOEt/EtOH/(Ac)<sub>2</sub>CH<sub>2</sub> 13:3:3:1 (II) -  
 AcOH : 15% (VI) -

(III) ,(II) ,(I)

R<sub>f</sub> :-1-

R <sub>f</sub> × 100			
(III)	(II)	(I)	
13.63	20	17.77	F <sub>4P</sub>
13.75	21.11	18.88	F <sub>421</sub>
13.63	20	18.33	E <sub>P</sub>
14.77	19.44	18.88	F <sub>p2</sub>
11.93	22.22	20.55	C <sub>P</sub>
13.06	22.22	17.77	D <sub>P</sub>
14.77	22.77	18.88	D <sub>6</sub>
14.77	21.11	16.66	D <sub>P1</sub>

$$:E \equiv F_{421} \equiv F_{4P}$$

I-التعيين :

: F<sub>4P</sub>

: \_\_\_\_\_ -1-I

. : \*

.(2) :(R<sub>f</sub>) \*

-2-

R <sub>f</sub> × 100	
17.77	I
20.00	II
13.63	III

: \_\_\_\_\_ -2-I

: \_\_\_\_\_ -1-2-I

(UV) -3-

I (ن.م)	II (ن.م)	
375	259	MeOH
DO ↗ 447	272	NaOH
الطيف غير مستقر		NaOH+5min
448	273	AlCl <sub>3</sub>
431	269	AlCl <sub>3</sub> +HCl
383	260	NaOAc
392	264	NaOAc+H <sub>3</sub> BO <sub>3</sub>

-2-2-I \_\_\_\_\_ :

RMN <sup>1</sup>H -4-

رقم الهيدروجين	التكامل	التعددية (J.Hz)	الإزاحة (δ.ppm)
H-5'	1H	8.52 <i>d</i>	6.91
H-2'	1H	2.12 <i>d</i>	7.8
H-6'	1H	8-2 <i>dd</i>	7.7
H-8	1H	<i>s</i>	6.92
O-CH <sub>3</sub>	3H	<i>s</i>	3.91
H-1''	1H	7.42 <i>d</i>	5.13
H-6''a	1H	12-2 <i>dd</i>	3.96
H-6''b	1H	12.2-5.9 <i>dd</i>	3.74
H-4'', H-3'' H-2'', H-5''	4H	<i>m</i>	3.46-3.65

-3-2-I \_\_\_\_\_ :

\_\_\_\_\_ ✓

: أصفر -

: (UV) \_\_\_\_\_ -

I (ن.م)	(ن.م)	II (ن.م)	
378	-	263	<b>MeOH</b>
444	335	276	<b>NaOH</b>

:\_\_\_\_\_3-I

.( )

$\lambda_1=374 \text{ nm (MeOH)}$  I UV -

.3

$\Delta\lambda_1 (\text{NaOH} / \text{MeOH}) = +72 \text{ nm} :$  -

4' OH (DO)

.(3, 4'-di-OH) 4' 3 OH

7-OR 7 335-320 nm -

.NaOAc (+1nm) II

$\Delta\lambda_1 (\text{AlCl}_3+\text{HCl} / \text{MeOH}) = +56 \text{ nm} :$  -

.5 OH

$\Delta\lambda_1 (\text{AlCl}_3+\text{HCl} / \text{AlCl}_3) = -17 \text{ nm} :$  -

(3',4'-di-OH) B

.  $\Delta\lambda_1 (\text{NaOAc}+\text{H}_3\text{BO}_3/\text{MeOH}) = +17 \text{ nm} :$

:

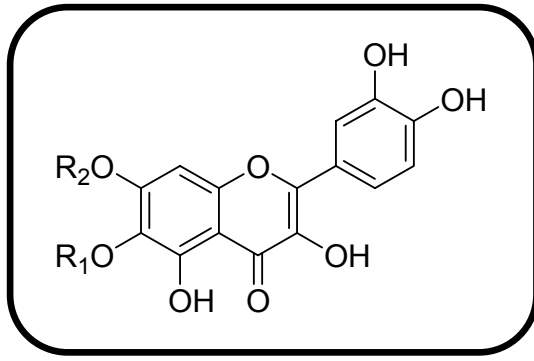
*dd d :*

\*

. OH 4' 3' - - B *d*  
) A -

8		6.92 ppm	(B	
			.	6
7-OR	7	3.91 ppm		-
.7	6	OMe		
		$\delta = 5.13 \text{ ppm} : d (J = 7.42 \text{ Hz})$		-
			.	
		C-O	-	
		(axial)		H-2''
			.	
		( $J = 12.1-2 \text{ Hz}$ ) 3.96 ppm	<i>dd</i>	
		H-6''b H-6''a	( $J = 12.1-2 \text{ Hz}$ )	3.74 ppm
		$J = 7 \text{ Hz}$ بثابت تزاوج ( <i>t</i> ) على شكل ثلاثي		3.56-3.64 ppm إشارتين
		$J = 9-8.2 \text{ Hz}$ تلحق بالبروتونات	<i>dd</i>	3.46 ppm بثابت تزاوج
				H-4'' H-3''، H-2''
				أما البروتون H-5'' فظهر في المجال 3.55-3.65 ppm
		H-4'' H-3''		
		4''	(di-axial)	-
			.	(axial)
				:F <sub>4p</sub>





$R_1=Me$  ,  $R_2= Sucre$

$R_2=Me$ ,  $R_1= Sucre$

و للتأكد من الصيغة النهائية قمنا بإجراء الحلمهة الحمضية للمركب لمعرفة موضع ارتباط

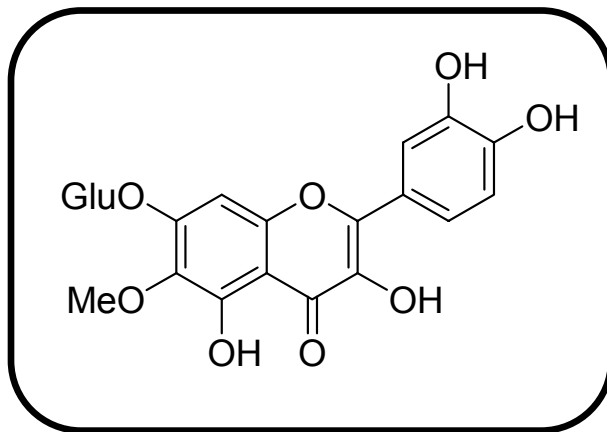
المستبدل السكري

335 nm

NaOH

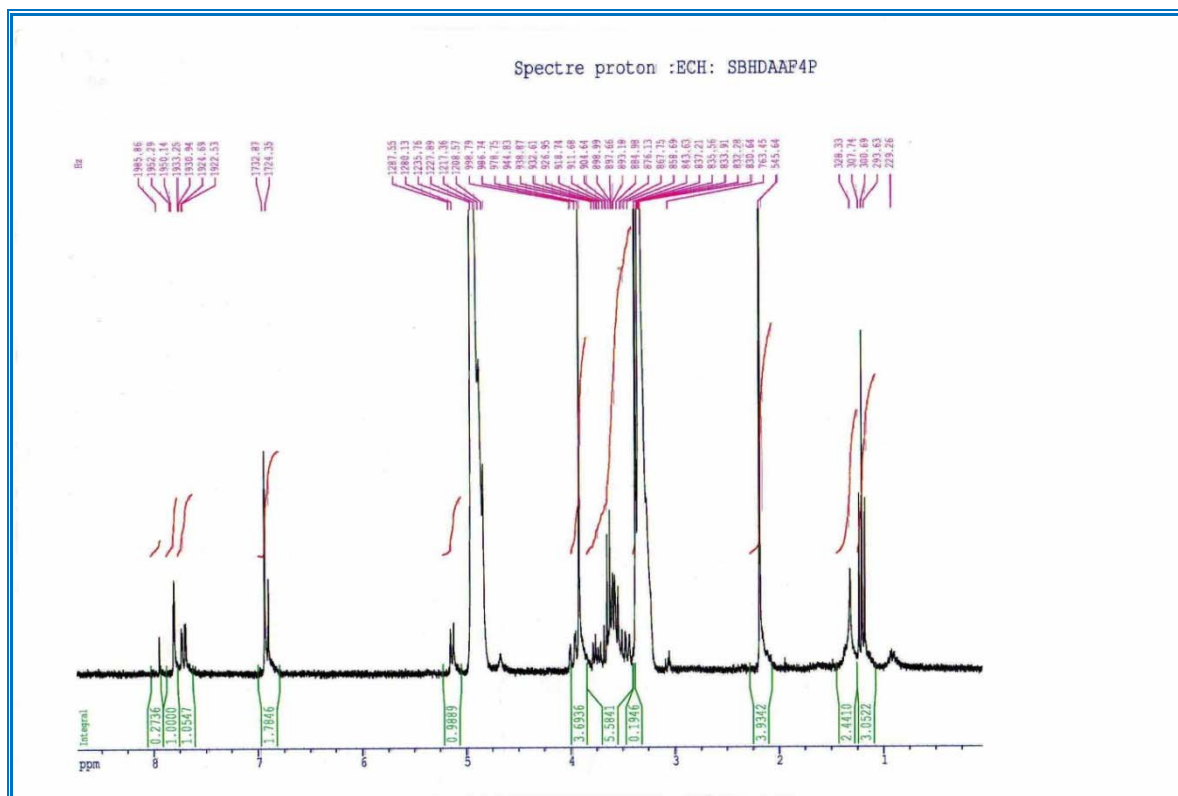
(7-OH) 7

:  $F_{4P}$



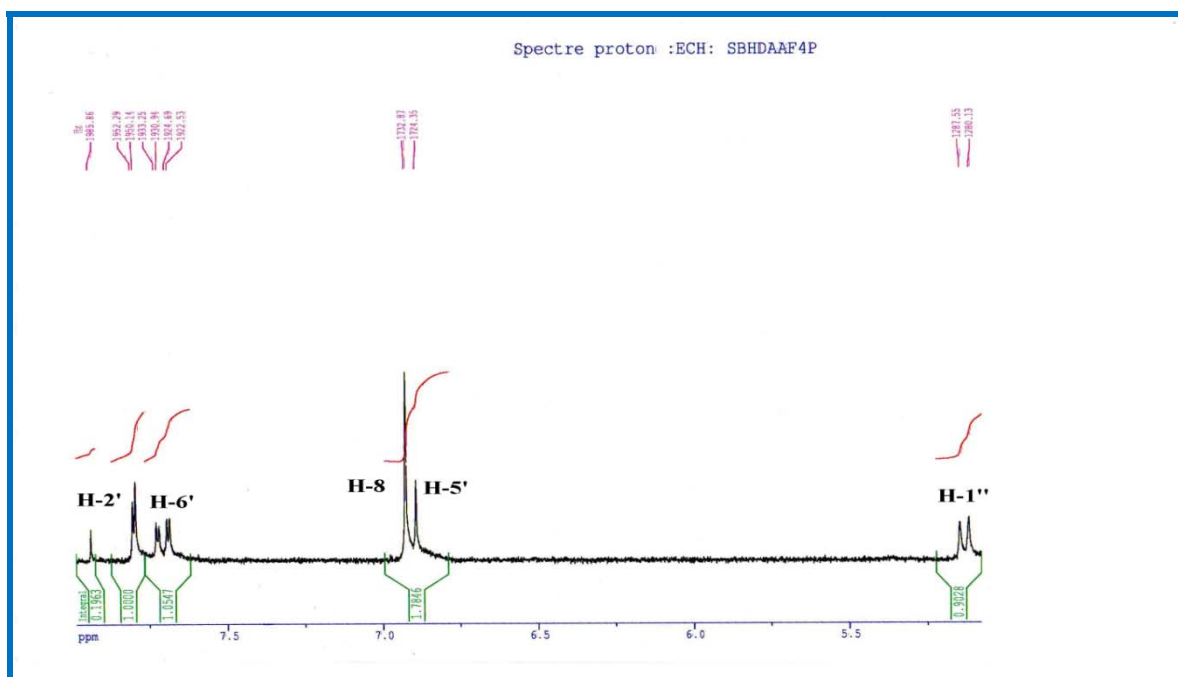
Patuletin 7-O-β-glucoside

الشكل (1) يبين طيف الرنين النووي المغناطيسي للبروتون للمركب  $F_{4P}$  والشكلين (2) و (3) توسيع للطيف في مختلف المجالات.



(CD<sub>3</sub>OD) F<sub>4</sub>P

: -1-

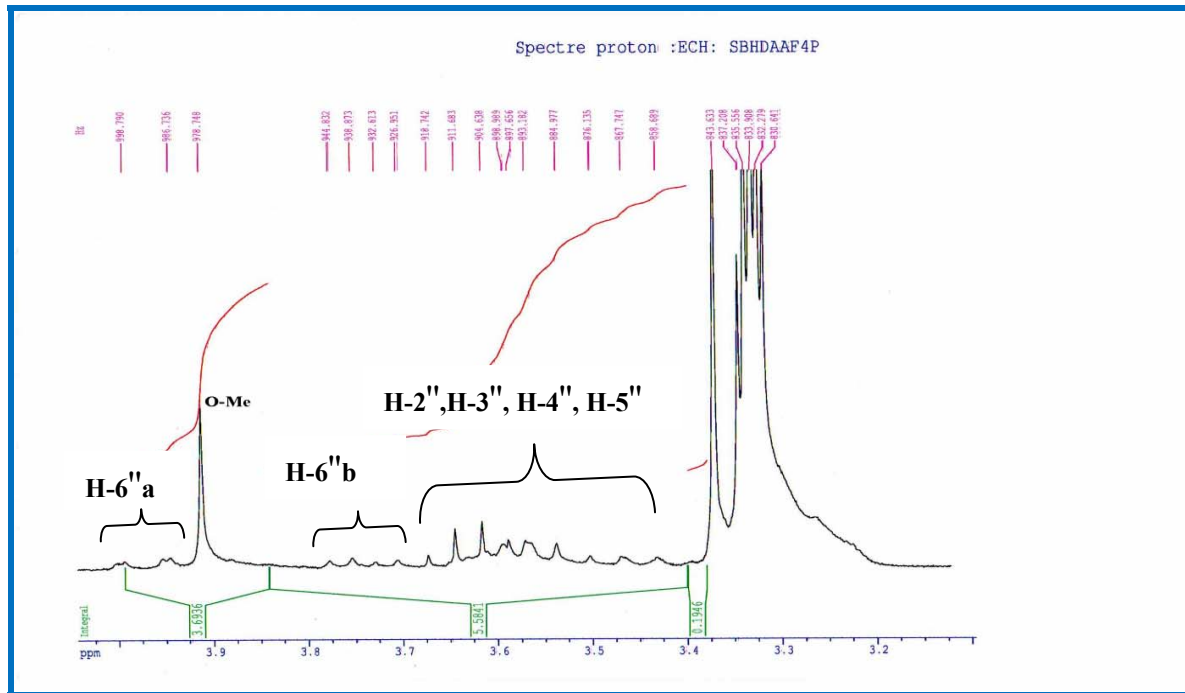


8-5 ppm

F<sub>4</sub>P

RMN <sup>1</sup>H

: -2-



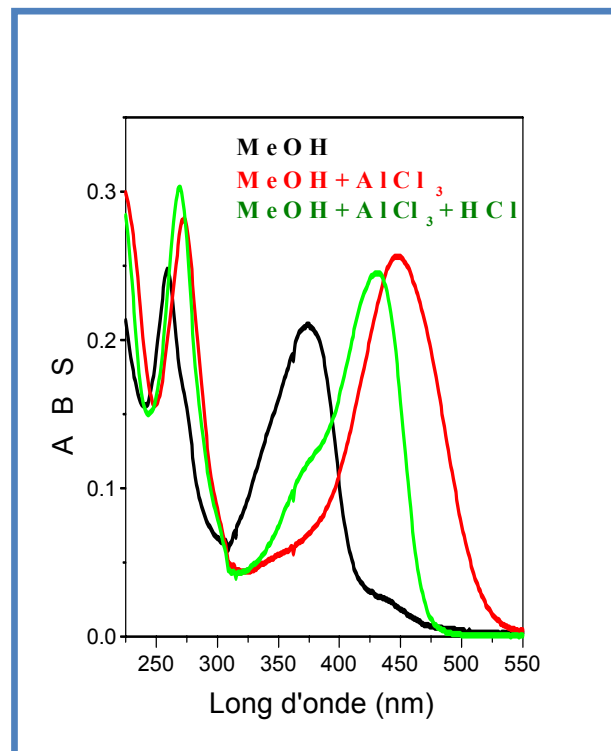
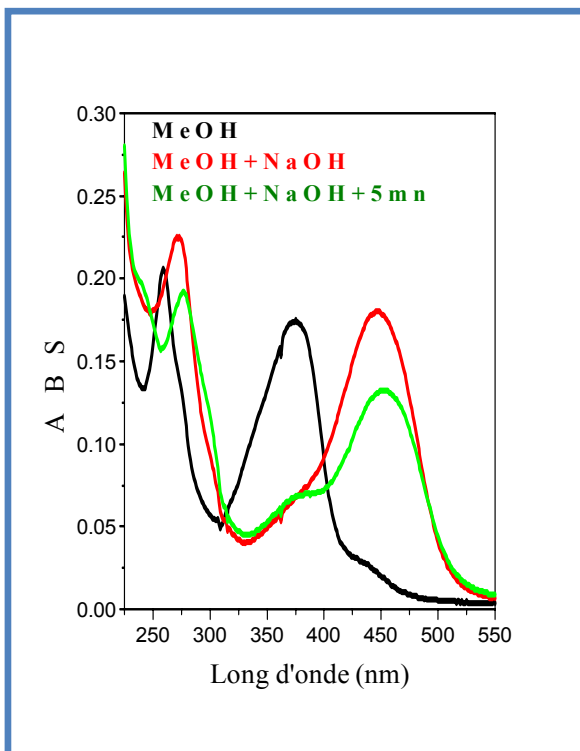
F<sub>4P</sub>

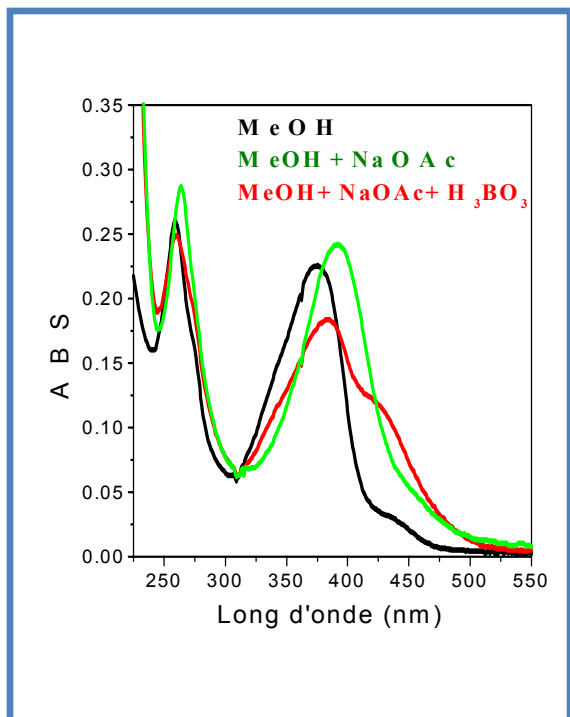
F<sub>4P</sub>

RMN <sup>1</sup>H

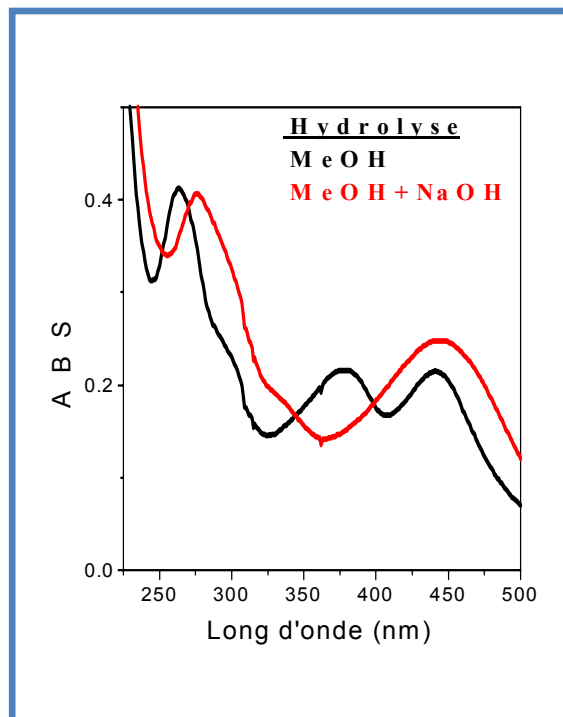
: -2-

4-3 ppm





F<sub>4</sub>P



(UV)

:-4-

$C_P \equiv D_P \equiv D_{P1} \equiv D_6 \equiv F_{P2}$

-II- التعيين

:

C

-1-II- \_\_\_\_\_ :

. :

\*

(5).

:(R<sub>f</sub>)

\*

-5-

R <sub>f</sub> × 100	
20.55	I
22.22	II
11.93	III

:

-2-II

-1-2-II- مطيافية الأشعة فوق البنفسجية :

(UV) -6-

I (ن.م)	II (ن.م)	
374	259	MeOH
437	265	NaOH
الطيف غير مستقر		NaOH+5min
442	270	AlCl <sub>3</sub>
431	270	AlCl <sub>3</sub> +HCl
424-383	259	NaOAc

393	264	NaOAc+H <sub>3</sub> BO <sub>3</sub>
-----	-----	--------------------------------------

2-2-II- مطيافية الرنين النووي المغناطيسي للبروتون :

\*\*\* الجدول -7- نتائج RMN(<sup>1</sup>H) \*\*\*

رقم الهيدروجين	التكامل	التعددية(J.Hz)	الإزاحة(δ.ppm)
H5'	1H	8.52 <i>d</i>	6.91
H2'	1H	2.12 <i>d</i>	7.8
H6'	1H	8-2 <i>dd</i>	7.7
H8	1H	<i>s</i>	6.92
O-CH <sub>3</sub>	3H	<i>s</i>	3.91
H-1''	1H	7.34 <i>d</i>	5.13
H-6''a	1H	12.1-2.1 <i>dd</i>	3.96
H-6''b	1H	11.8-5.7 <i>dd</i>	3.74
H-4'', H-3''	2H	7 <i>t</i> 8 <i>t</i>	3.56-3.64
H-2''	1H	9-9 <i>t</i>	3.46
H-5''	1H	<i>m</i>	3.55-3.65

-3-2-II

:

: \_\_\_\_\_ ✓

: أصفر -

: (UV) -

(م.ن) I		(م.ن) II	
375	-	263	MeOH
438	330	280	NaOH

: -3-II

.( )

$\lambda_I=374$  nm (MeOH) I UV -

.3 OH

$\Delta\lambda_I$  (NaOH/MeOH) = +63 nm : -

4' OH (DO↓)

. A

7-OR 7 OH 335-320 nm -

.NaOAc II

OH  $\Delta\lambda_I$  (AlCl<sub>3</sub>+HCl / MeOH) = +57 nm : -

.3 OH 5

$\Delta\lambda_I$  (NaOAc+H<sub>3</sub>BO<sub>3</sub>/MeOH) = +18 nm: -

ثنائي الهيدروكسيل على الحلقة.

:  
*d dd d* : \*  
 4' 3' - - B ثنائية  
 .4' OR  
 ) A -  
 6.92 ppm خاصة بالبروتون 8 (B  
 6 A  
 4' 7 3.91 ppm -  
 .7-OMe 4'-OSucre 7-OSucre 4'-OMe : OR  
 $\delta = 5.13 \text{ ppm} : d (J = 7.34)$  -  
 C-O -  
 (axial) H-2''  
 .( $\beta$ -galactose  $\beta$ -glucose )  
 ( $J = 12.1-2.1 \text{ Hz}$ ) 3.97 ppm *dd*  
 H-6''b H-6a'' ( $J = 11.8 - 5.7 \text{ Hz}$ ) 3.74 ppm  
 3.56-3.64 ppm إشارتين على شكل ثلاثي (*t*) بثابت تزواج  $J = 7 \text{ Hz}$   
 . H-4'' H-3''  $J = 8$



$J = 9. \text{ Hz}$  تعلق بالبروتون "H-2".

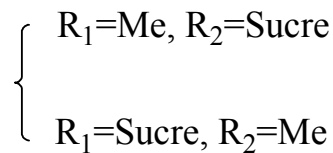
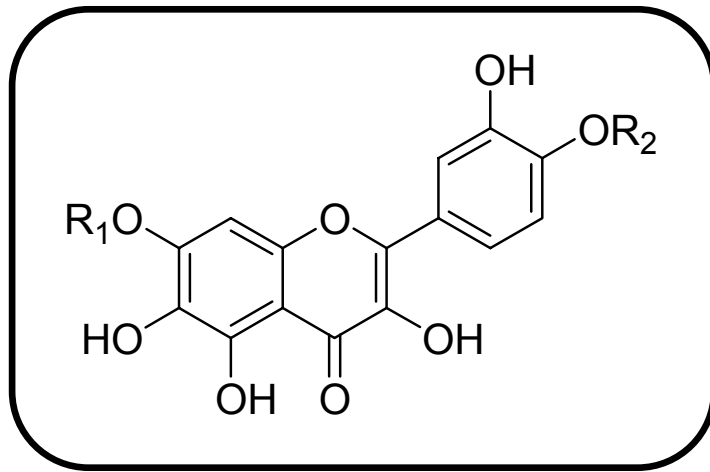
أما البروتون "H-5" فظهر في المجال 3.50-3.7 ppm.

H-4" H-3"

H-4" (axial-axial) -

(axial)

ومنه فصيغة المركب C<sub>p</sub> تكون من الشكل :



وللتأكد من الصيغة النهائية قمنا بإجراء التحليل الحمضية للمركب لمعرفة نوع السكر وكذا

NaOH

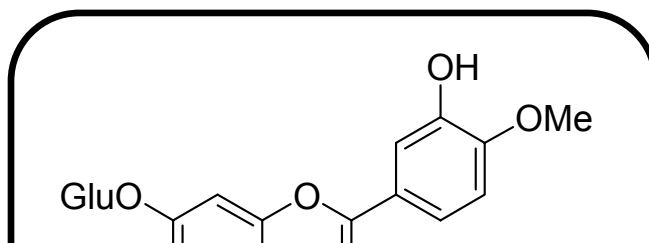
وضع ارتباطه

7

333 nm

(7-OH)

: C



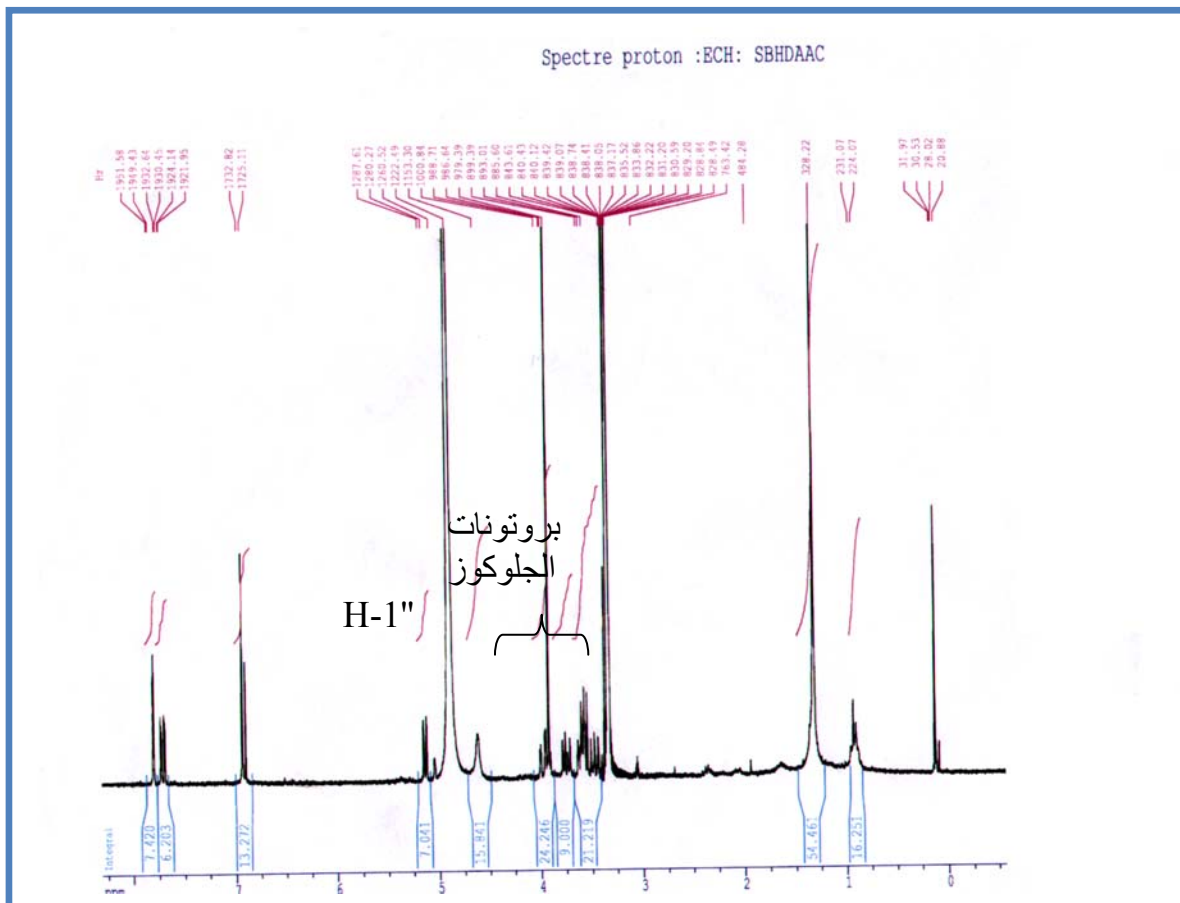
Quercetin 4'-methyl ether 7-O-β-D-Glucoside

(7) (6)

C<sub>P</sub>

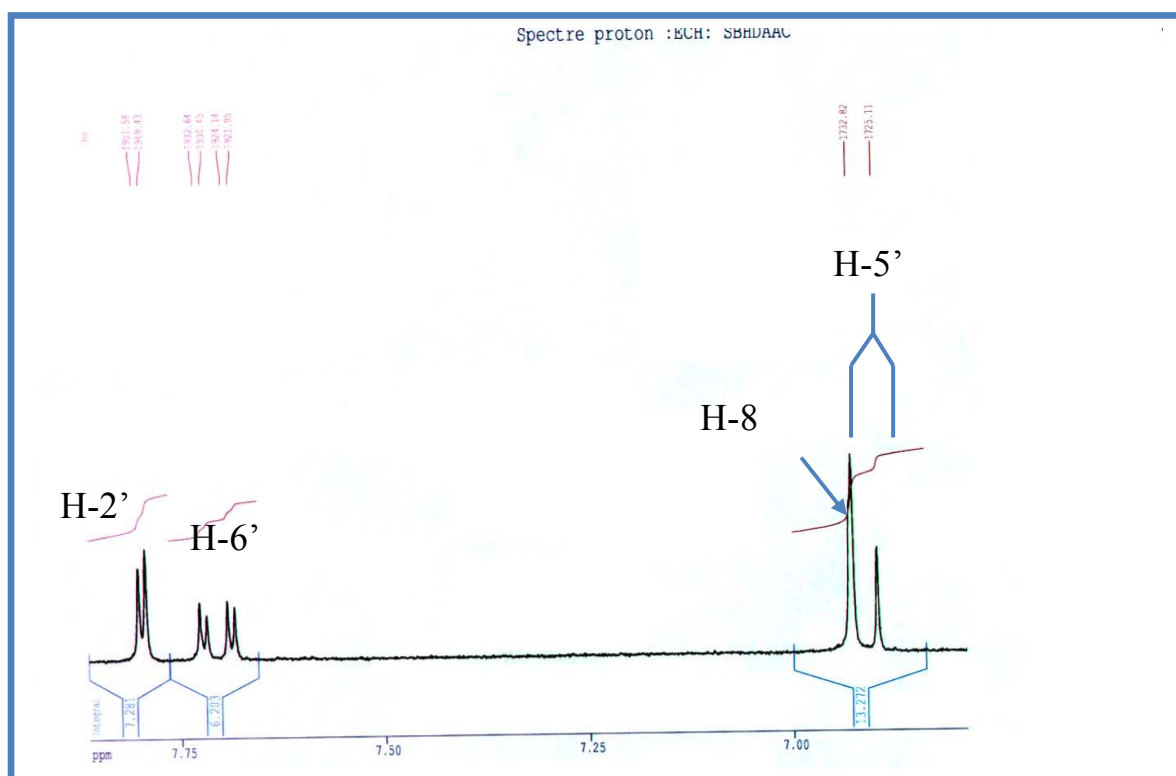
(5)

(8)



C<sub>P</sub>

: (5)

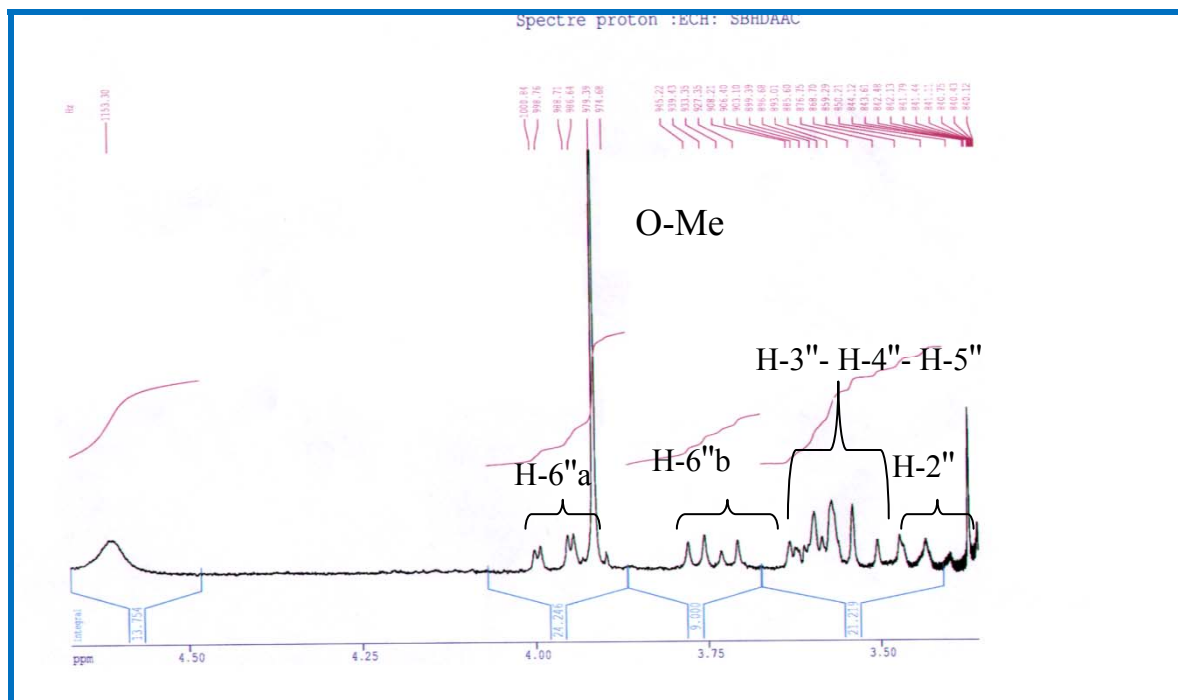


5-8 ppm

C<sub>P</sub>

RMN <sup>1</sup>H

: (6)


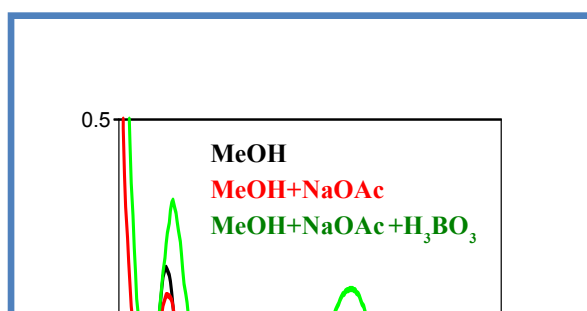
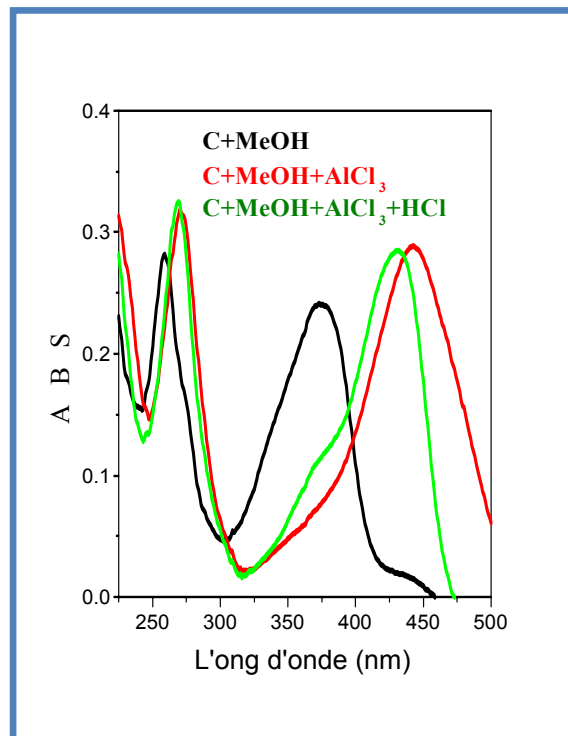
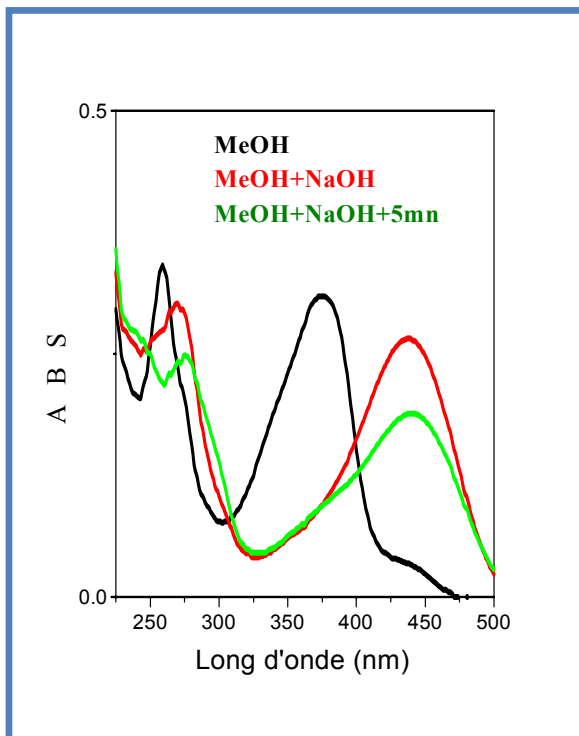


C<sub>p</sub>

RMN <sup>1</sup>H

:(7)

1-4 ppm





$C_P$  (UV) :(8)

---

-III

: *Pulicaria crisper*

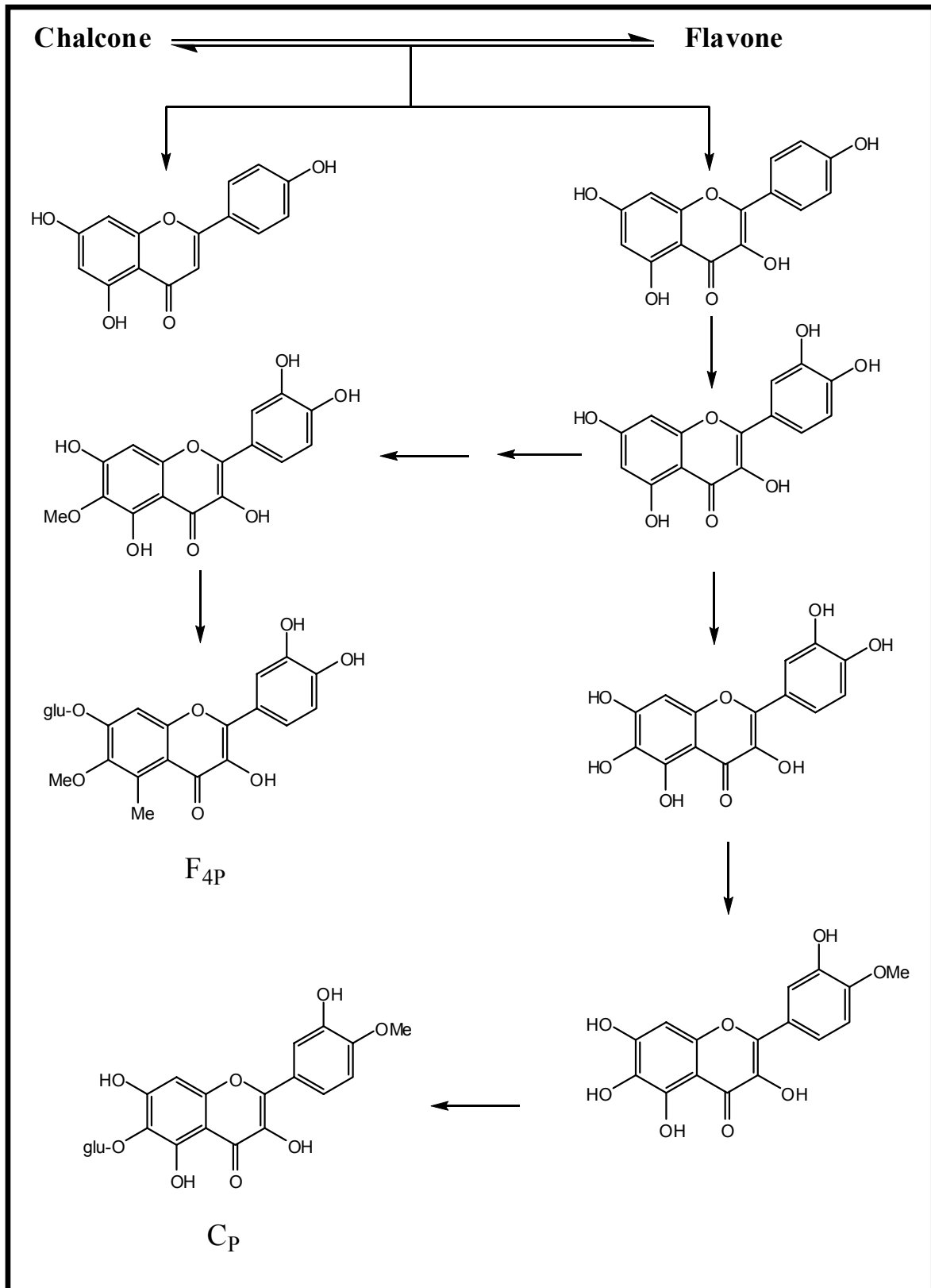
*Pulicaria crisper*

Quercetine

:(12)

\*\* Patuletin 7-glucoside

\*\* Quercetagetin 4'-methyl ether 7-glucoside



:-9-

*Pulicaria crispa*

---

# الخاتمة

*Pulicaria crisper* (Forsk)

.RMN <sup>1</sup>H

UV

\*Patuletin 7-O-β-D-glucoside

\*Quercetagetin 4'-methyl ether 7-O-β-D-glucoside



# الملخص

*Pulicaria crista* (Forsk)

CC )

.(CCM

CP

RMN <sup>1</sup>H

UV

:

\*Patuletin 7-*O*-β-D-glucoside

\*Quercetagetin 4'-methyl ether 7-*O*-β-D-glucoside

# Résumé

L'objectif principal de ce travail est d'identifier des métabolites secondaires (flavonoïdes) de la plante *Pulicaria crispa* (Forsk) appartenant à la famille des composées (Asteraceae).

L'utilisation des différentes méthodes de séparation chromatographiques (colonne, papier couche mince) a permis d'isoler deux composés flavonique, et grâce à l'hydrolyse acide et aux méthodes spectroscopiques usuelles (UV et RMN  $^1\text{H}$ ), les structures de ces flavonoïdes ont été établies comme suivant :

\*Patuletin 7-*O*- $\beta$ -D-glucoside

\*Quercetagetin 4'-methyl ether 7-*O*- $\beta$ -D-glucoside

# Abstract

The principal aim of the present work consisted to identify the secondary metabolites (flavonoids) of *Pulicaria crispa* (Forsk) belonging to the compositae (Asteraceae) family.

The use of the different chromatographic methods (column, paper, thin layer) permitted the isolation of two flavonoids and with using acid hydrolysis and usual spectroscopic methods (UV, <sup>1</sup>H NMR), the structures of this compounds were established as:

\*Patuletin 7-*O*-β-D-glucoside

\*Quercetagetin 4'-methyl ether 7-*O*-β-D-glucoside